

OPEN -- Overall Stage Results

Campeonato Regional Sul - 2011

Printed Maio 22, 2011 at 17:46



Stage 1 -- Pista 1

	PTS	TIME	HIT FACTOR	STAGE POINTS	STAGE PERCENT	COMPETITOR # Name
1	156	28.53	5.4679	160.0000	100.00	166 Gaspar, Abel
2	147	36.33	4.0462	118.3993	74.00	107 Lamy, Ricardo
3	150	39.06	3.8402	112.3715	70.23	8 Santos, Jorge
4	154	40.67	3.7866	110.8010	69.25	11 Monteiro, Emerico
5	131	36.14	3.6248	106.0670	66.29	33 Lamy, JMiguel
6	132	48.34	2.7307	79.9033	49.94	56 Braz, Paulo
7	143	56.99	2.5092	73.4234	45.89	39 Silva, Orlando
8	140	56.28	2.4876	72.7899	45.49	32 Santos, Vasco
9	131	54.26	2.4143	70.6462	44.15	34 Guilherme, Assuncao
10	125	53.40	2.3408	68.4961	42.81	35 Pinto, Joao
11	113	48.33	2.3381	68.4162	42.76	57 Bicho, Ricardo
12	101	45.70	2.2101	64.6699	40.42	98 Viola, Rui
13	156	75.12	2.0767	60.7668	37.98	36 Rocha, Joao
14	98	49.11	1.9955	58.3920	36.49	153 Silva, Nelson
15	122	77.33	1.5777	46.1646	28.85	134 Paiva, Jorge
16	126	82.04	1.5358	44.9409	28.09	58 Jesus, Fernando
17	141	94.40	1.4936	43.7063	27.32	74 Castro, Tito
18	90	61.01	1.4752	43.1657	26.98	106 Marques, Francisco
19	58	49.60	1.1694	34.2171	21.39	108 Bessa, Joao
20	94	98.29	0.9564	27.9844	17.49	73 Ribeiro, Henrique
21	0	0.00	0.0000	0.0000	0.00	152 Simoes, Hugo

STANDARD -- Overall Stage Results**Campeonato Regional Sul - 2011**

Printed Maio 22, 2011 at 17:46

**Stage 1 -- Pista 1**

	PTS	TIME	HIT FACTOR	STAGE POINTS	STAGE PERCENT	COMPETITOR # Name
1	153	26.89	5.6898	160.0000	100.00	167 Silva, Manuel
2	127	29.18	4.3523	122.3877	76.49	168 Monteiro, Joao
3	158	36.73	4.3017	120.9638	75.60	136 Correia, Paulo
4	151	35.26	4.2825	120.4243	75.27	5 Macaneiro, Jose
5	134	36.25	3.6966	103.9480	64.97	47 Macedo, Jose
6	144	39.72	3.6254	101.9466	63.72	150 Verdade, Paulo
7	155	43.70	3.5469	99.7401	62.34	48 Costa, Luis
8	123	35.32	3.4824	97.9273	61.20	49 Jorge, Paulo
9	123	37.28	3.2994	92.7788	57.99	90 Ferreira, Porfirio
10	120	36.58	3.2805	92.2480	57.65	2 Ramalho, Vitor
11	120	36.96	3.2468	91.2996	57.06	14 Fernandes, Paulo
12	139	43.32	3.2087	90.2289	56.39	181 Rebelo, Jose
13	121	38.92	3.1089	87.4242	54.64	113 Vasconcelos, Antonio
14	152	49.43	3.0751	86.4714	54.04	67 Pinheiro, Jose
15	114	38.07	2.9945	84.2057	52.63	161 Vieira, Jorge
16	148	50.15	2.9511	82.9870	51.87	151 Silva, Rui
17	113	38.75	2.9161	82.0023	51.25	26 Nortadas, Joao
18	142	49.80	2.8514	80.1823	50.11	77 Lencastre, Luis
19	133	46.68	2.8492	80.1199	50.07	112 Rebelo, Antonio
20	127	44.58	2.8488	80.1093	50.07	149 Goncalves, Jose
21	123	45.22	2.7200	76.4881	47.81	120 Veloso, Joel
22	156	57.45	2.7154	76.3579	47.72	66 Albuquerque, Fernando
23	114	42.27	2.6969	75.8389	47.40	116 Magalhaes, Manuel
24	110	41.42	2.6557	74.6796	46.67	46 Silva, Abilio
25	144	54.56	2.6393	74.2177	46.39	184 Fernandes, Rui
26	144	54.95	2.6206	73.6910	46.06	12 Alvelos, Jorge
27	150	57.91	2.5902	72.8378	45.52	88 Correia, David
28	154	60.83	2.5316	71.1905	44.49	175 Martins, Luis
29	149	60.06	2.4809	69.7622	43.60	179 Paixao, Alexandre
30	148	59.78	2.4757	69.6186	43.51	170 Pinto, Teresa
31	116	47.83	2.4253	68.1988	42.62	118 Novais, Joao
32	153	63.87	2.3955	67.3618	42.10	25 Dias, Maria
33	114	48.25	2.3627	66.4396	41.52	82 Pereira, Jose
34	118	50.34	2.3441	65.9156	41.20	102 Joaquim, Joao
35	133	57.14	2.3276	65.4532	40.91	139 Duarte, Helder
36	156	67.45	2.3128	65.0372	40.65	187 Sampaio, Mauricio
37	148	66.04	2.2411	63.0194	39.39	114 Dias, Luis
38	137	61.35	2.2331	62.7950	39.25	101 Martins, Antonio
39	152	68.62	2.2151	62.2891	38.93	68 Mina, Antonio
40	117	54.62	2.1421	60.2356	37.65	43 Araujo, Alfonso
41	120	57.47	2.0880	58.7164	36.70	103 Marques, Joao
42	123	61.03	2.0154	56.6736	35.42	60 Pinguinha, Cristina
43	139	69.45	2.0014	56.2810	35.18	27 Machado, Francisco
44	109	54.51	1.9996	56.2302	35.14	80 Martins, Luis
45	146	74.34	1.9639	55.2268	34.52	91 Correia, Joao
46	134	71.51	1.8739	52.6935	32.93	100 Farinha, Antonio

STANDARD -- Overall Stage Results

Campeonato Regional Sul - 2011

Printed Maio 22, 2011 at 17:46



Stage 1 -- Pista 1

	PTS	TIME	HIT FACTOR	STAGE POINTS	STAGE PERCENT	COMPETITOR # Name
47	129	69.15	1.8655	52.4586	32.79	137 Azevedo, Antonio
48	120	66.44	1.8061	50.7892	31.74	140 Jorge, Jose
49	120	66.67	1.7999	50.6139	31.63	75 Goncalves, Jose
50	142	80.16	1.7715	49.8138	31.13	76 Raposo, Luis
51	125	73.19	1.7079	48.0261	30.02	61 Lebre, Eugenia
52	101	60.63	1.6658	46.8439	29.28	83 Sousa, Joao
53	137	87.62	1.5636	43.9680	27.48	79 Santos, Jose
54	146	95.85	1.5232	42.8332	26.77	6 Domingos, Fernando
55	97	68.71	1.4117	39.6982	24.81	31 Ribeiro, Lara
56	133	96.99	1.3713	38.5606	24.10	146 Nogueira, Luis
57	140	103.29	1.3554	38.1144	23.82	145 Borrego, Jose
58	85	66.39	1.2803	36.0027	22.50	50 Ferraz, Adriano
59	63	53.66	1.1741	33.0148	20.63	180 Marques, Jose
60	126	111.00	1.1351	31.9203	19.95	81 Valente, Carlos
61	110	99.60	1.1044	31.0565	19.41	143 Belchior, Vasco
62	43	40.20	1.0697	30.0789	18.80	109 Jorge, Jose
63	54	50.95	1.0599	29.8036	18.63	135 Figueiredo, Luis
64	89	92.14	0.9659	27.1620	16.98	62 Azevedo, Artur
65	45	55.39	0.8124	22.8455	14.28	117 Moreira, Virgilio
66	44	54.34	0.8097	22.7694	14.23	190 Goncalves, Tiago
67	101	130.69	0.7728	21.7319	13.58	144 Gomes, Jorge
68	35	47.08	0.7434	20.9050	13.07	17 Mourao, Antonio
69	48	72.45	0.6625	18.6304	11.64	69 Rodrigues, Fernando
70	31	53.01	0.5848	16.4446	10.28	138 Damiao, Erenesto
71	30	52.31	0.5735	16.1271	10.08	141 Mendes, Jose
72	21	45.38	0.4628	13.0129	8.13	162 Varela, Fernando
73	4	69.80	0.0573	1.6115	1.01	9 Gil, Carlos
74	0	0.00	0.0000	0.0000	0.00	87 Quinto, Maria
75	0	0.00	0.0000	0.0000	0.00	65 Coelho, Vitor
76	0	77.42	0.0000	0.0000	0.00	185 Fonseca, Joao
77	0	0.00	0.0000	0.0000	0.00	155 Tavares, Sandra
78	0	0.00	0.0000	0.0000	0.00	64 Valente, Jose

PRODUCTION -- Overall Stage Results

Campeonato Regional Sul - 2011

Printed Maio 22, 2011 at 17:46



Stage 1 -- Pista 1

	PTS	TIME	HIT FACTOR	STAGE POINTS	STAGE PERCENT	COMPETITOR # Name
1	133	32.60	4.0798	160.0000	100.00	171 Borges, Bruno
2	150	38.77	3.8690	151.7335	94.83	18 Whitfield, Justin
3	133	34.40	3.8663	151.6279	94.77	130 Santos, Joao
4	124	36.90	3.3604	131.7896	82.37	158 Goncalves, Paulo
5	125	37.87	3.3008	129.4496	80.91	21 Braz, Rui
6	123	38.50	3.1948	125.2940	78.31	131 Pires, Joao
7	141	45.70	3.0853	121.0010	75.63	41 Bruno, Rui
8	144	47.21	3.0502	119.6229	74.76	157 Neves, Luis
9	121	39.95	3.0288	118.7831	74.24	164 Silva, Fernando
10	128	43.87	2.9177	114.4269	71.52	86 Gomes, Pedro
11	137	48.47	2.8265	110.8494	69.28	172 Miranda, Miguel
12	129	45.99	2.8050	110.0050	68.75	44 Oliveira, Rui
13	110	39.93	2.7548	108.0387	67.52	85 Guimaraes, Jose
14	152	55.96	2.7162	106.5251	66.58	20 Ferreira, Carlos
15	127	47.67	2.6641	104.4827	65.30	1 Diogo, Nuno
16	122	48.00	2.5417	99.6792	62.30	163 Monteiro, David
17	105	41.37	2.5381	99.5382	62.21	165 Pereira, Luis
18	135	53.94	2.5028	98.1542	61.35	129 Araujo, Alvaro
19	95	38.72	2.4535	96.2220	60.14	29 Sousa, Alexandre
20	138	57.49	2.4004	94.1397	58.84	189 David, Lourenco
21	84	35.85	2.3431	91.8916	57.43	191 Costa, Jose
22	102	44.13	2.3114	90.6467	56.65	13 Alegre, Paulo
23	111	49.97	2.2213	87.1163	54.45	30 Miranda, Daniel
24	126	60.13	2.0955	82.1798	51.36	104 Cruz, Carlos
25	152	77.45	1.9626	76.9676	48.10	40 Azevedo, Pedro
26	91	47.75	1.9058	74.7402	46.71	176 Sacadura, Antonio
27	65	39.60	1.6414	64.3730	40.23	128 Quintino, Fernando
28	156	96.69	1.6134	63.2745	39.55	160 Trindade, Teofilc
29	111	88.98	1.2475	48.9234	30.58	4 Faria, Jorge
30	101	84.04	1.2018	47.1326	29.46	159 Diogo, Paulo
31	22	42.51	0.5175	20.2963	12.69	182 Pipa, Ricardo

MODIFIED -- Overall Stage Results**Campeonato Regional Sul - 2011**

Printed Maio 22, 2011 at 17:46


**Stage 1 -- Pista 1**

	PTS	TIME	HIT FACTOR	STAGE POINTS	STAGE PERCENT	COMPETITOR # Name
1	146	33.15	4.4042	160.0000	100.00	92 Fernandes, Henrique
2	152	38.78	3.9195	142.3923	89.00	132 Ramos, Antonio
3	146	40.78	3.5802	130.0638	81.29	84 Reis, Francisco
4	132	37.17	3.5513	129.0126	80.63	15 Guerreiro, Vitor
5	150	46.54	3.2230	117.0888	73.18	124 Pereira, Joao
6	140	44.43	3.1510	114.4728	71.55	121 Ferreira, Bryan
7	142	46.20	3.0736	111.6598	69.79	177 Correia, Francisco
8	135	45.03	2.9980	108.9137	68.07	23 Mendes, Artur
9	126	42.82	2.9426	106.8992	66.81	93 Rodrigues, Jose
10	119	42.11	2.8259	102.6626	64.16	127 Simoes, Carlos
11	146	54.21	2.6932	97.8417	61.15	97 Caldeira, Antonio
12	138	57.34	2.4067	87.4323	54.65	70 Branco, Baltazar
13	140	58.48	2.3940	86.9704	54.36	123 Marques, Francisco
14	106	44.77	2.3677	86.0141	53.76	133 Azinheira, Paulo
15	105	45.14	2.3261	84.5042	52.82	94 Dias, Paulo
16	92	39.72	2.3162	84.1452	52.59	148 Ramos, Miguel
17	146	64.34	2.2692	82.4370	51.52	10 Cordeiro, Edgar
18	115	51.48	2.2339	81.1540	50.72	96 Canha, Antonio
19	95	44.42	2.1387	77.6955	48.56	28 Mota, Jorge
20	122	63.93	1.9083	69.3275	43.33	22 Simao, Antonio
21	72	47.49	1.5161	55.0784	34.42	71 Fialho, Domingos
22	124	102.24	1.2128	44.0607	27.54	126 Leitao, Vasco
23	48	46.52	1.0318	37.4845	23.43	19 Leitao, Orlando
24	25	38.57	0.6482	23.5473	14.72	178 Jardim, Joao
25	0	0.00	0.0000	0.0000	0.00	72 Silva, Jose

REVOLVER (STANDARD) -- Overall Stage Results

Campeonato Regional Sul - 2011

Printed Maio 22, 2011 at 17:46



Stage 1 -- Pista 1

	PTS	TIME	HIT FACTOR	STAGE POINTS	STAGE PERCENT	COMPETITOR # Name
1	150	71.96	2.0845	160.0000	100.00	3 Dias, Jaime
2	120	64.86	1.8501	142.0117	88.76	7 Santos, Paulo
3	144	89.47	1.6095	123.5392	77.21	59 Ferreira, Eduardo
4	92	76.11	1.2088	92.7825	57.99	111 Mota, Pedro
5	135	136.09	0.9920	76.1425	47.59	186 Almeida, Fernando
6	67	104.52	0.6410	49.2034	30.75	24 Lourenco, Fernando
7	0	0.00	0.0000	0.0000	0.00	110 Oliveira, Alvaro

OPEN -- Overall Stage Results

Campeonato Regional Sul - 2011

Printed Maio 22, 2011 at 17:46



Stage 2 -- Pista 2

	PTS	TIME	HIT FACTOR	STAGE POINTS	STAGE PERCENT	COMPETITOR # Name
1	123	33.74	3.6455	160.0000	100.00	166 Gaspar, Abel
2	118	35.69	3.3062	145.1094	90.69	35 Pinto, Joao
3	125	43.44	2.8775	126.2933	78.93	33 Lamy, JMiguel
4	128	46.08	2.7778	121.9151	76.20	32 Santos, Vasco
5	148	55.62	2.6609	116.7860	72.99	8 Santos, Jorge
6	141	59.90	2.3539	103.3124	64.57	39 Silva, Orlando
7	77	36.46	2.1119	92.6902	57.93	107 Lamy, Ricardo
8	108	59.39	1.8185	79.8124	49.88	56 Braz, Paulo
9	78	51.45	1.5160	66.5379	41.59	153 Silva, Nelson
10	83	57.39	1.4462	63.4749	39.67	57 Bicho, Ricardo
11	133	93.55	1.4217	62.3976	39.00	74 Castro, Tito
12	59	55.36	1.0658	46.7752	29.23	98 Viola, Rui
13	68	66.39	1.0243	44.9538	28.10	34 Guilherme, Assuncao
14	85	84.24	1.0090	44.2854	27.68	36 Rocha, Joao
15	60	70.43	0.8519	37.3898	23.37	106 Marques, Francisco
16	32	61.68	0.5188	22.7701	14.23	108 Bessa, Joao
17	41	115.32	0.3555	15.6041	9.75	134 Paiva, Jorge
18	0	0.00	0.0000	0.0000	0.00	152 Simoes, Hugo
19	0	0.00	0.0000	0.0000	0.00	11 Monteiro, Emerico
20	0	81.06	0.0000	0.0000	0.00	58 Jesus, Fernando
21	0	87.39	0.0000	0.0000	0.00	73 Ribeiro, Henrique

STANDARD -- Overall Stage Results**Campeonato Regional Sul - 2011**

Printed Maio 22, 2011 at 17:46

**Stage 2 -- Pista 2**

	PTS	TIME	HIT FACTOR	STAGE POINTS	STAGE PERCENT	COMPETITOR # Name
1	126	33.94	3.7124	160.0000	100.00	168 Monteiro, Joao
2	136	40.61	3.3489	144.3335	90.21	136 Correia, Paulo
3	87	35.76	2.4329	104.8535	65.53	49 Jorge, Paulo
4	76	32.96	2.3058	99.3774	62.11	187 Sampaio, Mauricio
5	122	53.34	2.2872	98.5753	61.61	26 Nortadas, Joao
6	110	50.17	2.1925	94.4952	59.06	5 Macaneiro, Jose
7	94	43.89	2.1417	92.3046	57.69	48 Costa, Luis
8	117	55.28	2.1165	91.2177	57.01	120 Veloso, Joel
9	107	53.97	1.9826	85.4462	53.40	113 Vasconcelos, Antonic
10	107	54.85	1.9508	84.0753	52.55	179 Paixao, Alexandre
11	104	57.84	1.7981	77.4937	48.43	82 Pereira, Jose
12	120	67.15	1.7870	77.0188	48.14	139 Duarte, Helder
13	92	53.39	1.7232	74.2659	46.42	181 Rebelo, Jose
14	77	45.84	1.6798	72.3948	45.25	46 Silva, Abilio
15	78	46.70	1.6702	71.9845	44.99	150 Verdade, Paulo
16	86	53.70	1.6015	69.0217	43.14	2 Ramalho, Vitor
17	78	50.34	1.5495	66.7794	41.74	161 Vieira, Jorge
18	92	60.64	1.5172	65.3868	40.87	180 Marques, Jose
19	82	54.37	1.5082	65.0004	40.63	90 Ferreira, Porfirio
20	95	66.45	1.4296	61.6155	38.51	43 Araujo, Alfonso
21	82	60.94	1.3456	57.9926	36.25	67 Pinheiro, Jose
22	74	56.33	1.3137	56.6178	35.39	118 Novais, Joao
23	91	71.38	1.2749	54.9447	34.34	190 Goncalves, Tiago
24	85	68.70	1.2373	53.3241	33.33	9 Gil, Carlos
25	83	67.38	1.2318	53.0895	33.18	184 Fernandes, Rui
26	96	79.26	1.2112	52.2010	32.63	68 Mina, Antonio
27	86	71.56	1.2018	51.7952	32.37	88 Correia, David
28	77	64.14	1.2005	51.7396	32.34	66 Albuquerque, Fernando
29	80	69.20	1.1561	49.8248	31.14	114 Dias, Luis
30	65	62.22	1.0447	45.0241	28.14	76 Raposo, Luis
31	101	97.95	1.0311	44.4404	27.78	69 Rodrigues, Fernando
32	75	73.58	1.0193	43.9302	27.46	61 Lebre, Eugenia
33	45	44.86	1.0031	43.2329	27.02	47 Macedo, Jose
34	84	87.05	0.9650	41.5884	25.99	137 Azevedo, Antonio
35	77	88.35	0.8715	37.5617	23.48	102 Joaquim, Joao
36	41	47.45	0.8641	37.2399	23.27	167 Silva, Manuel
37	35	44.29	0.7902	34.0584	21.29	112 Rebelo, Antonio
38	66	91.05	0.7249	31.2410	19.53	31 Ribeiro, Lara
39	36	55.00	0.6545	28.2099	17.63	12 Alvelos, Jorge
40	45	79.29	0.5675	24.4599	15.29	6 Domingos, Fernando
41	35	62.12	0.5634	24.2827	15.18	25 Dias, Maria
42	27	50.72	0.5323	22.9428	14.34	14 Fernandes, Paulo
43	50	94.99	0.5264	22.6858	14.18	60 Pinguinha, Cristina
44	39	74.97	0.5202	22.4201	14.01	135 Figueiredo, Luis
45	35	71.54	0.4892	21.0853	13.18	27 Machado, Francisco
46	56	116.46	0.4809	20.7239	12.95	91 Correia, Joao

STANDARD -- Overall Stage Results

Campeonato Regional Sul - 2011

Printed Maio 22, 2011 at 17:46



Stage 2 -- Pista 2

	PTS	TIME	HIT FACTOR	STAGE POINTS	STAGE PERCENT	COMPETITOR # Name
47	41	94.25	0.4350	18.7484	11.72	170 Pinto, Teresa
48	39	95.93	0.4065	17.5215	10.95	81 Valente, Carlos
49	23	56.74	0.4054	17.4703	10.92	138 Damiao, Erenesto
50	5	12.45	0.4016	17.3086	10.82	83 Sousa, Joao
51	23	64.56	0.3563	15.3541	9.60	65 Coelho, Vitor
52	22	70.97	0.3100	13.3601	8.35	64 Valente, Jose
53	20	68.14	0.2935	12.6500	7.91	140 Jorge, Jose
54	15	53.58	0.2800	12.0656	7.54	141 Mendes, Jose
55	16	68.84	0.2324	10.0171	6.26	101 Martins, Antonio
56	15	68.88	0.2178	9.3855	5.87	79 Santos, Jose
57	7	44.40	0.1577	6.7948	4.25	109 Jorge, Jose
58	7	84.09	0.0832	3.5877	2.24	146 Nogueira, Luis
59	3	52.17	0.0575	2.4783	1.55	77 Lencastre, Luis
60	0	0.00	0.0000	0.0000	0.00	87 Quinto, Maria
61	0	78.45	0.0000	0.0000	0.00	117 Moreira, Virgilio
62	0	59.47	0.0000	0.0000	0.00	75 Goncalves, Jose
63	0	59.31	0.0000	0.0000	0.00	17 Mourao, Antonio
64	0	48.99	0.0000	0.0000	0.00	80 Martins, Luis
65	0	120.95	0.0000	0.0000	0.00	144 Gomes, Jorge
66	0	54.58	0.0000	0.0000	0.00	116 Magalhaes, Manuel
67	0	52.44	0.0000	0.0000	0.00	151 Silva, Rui
68	0	78.97	0.0000	0.0000	0.00	143 Belchior, Vasco
69	0	102.83	0.0000	0.0000	0.00	145 Borrego, Jose
70	0	66.40	0.0000	0.0000	0.00	103 Marques, Joao
71	0	38.40	0.0000	0.0000	0.00	149 Goncalves, Jose
72	0	84.39	0.0000	0.0000	0.00	100 Farinha, Antonio
73	0	103.36	0.0000	0.0000	0.00	62 Azevedo, Artur
74	0	64.19	0.0000	0.0000	0.00	185 Fonseca, Joao
75	0	68.26	0.0000	0.0000	0.00	50 Ferraz, Adriano
76	0	0.00	0.0000	0.0000	0.00	162 Varela, Fernando
77	0	74.58	0.0000	0.0000	0.00	175 Martins, Luis
78	0	0.00	0.0000	0.0000	0.00	155 Tavares, Sandra

PRODUCTION -- Overall Stage Results

Campeonato Regional Sul - 2011

Printed Maio 22, 2011 at 17:46



Stage 2 -- Pista 2

	PTS	TIME	HIT FACTOR	STAGE POINTS	STAGE PERCENT	COMPETITOR # Name
1	132	35.62	3.7058	160.0000	100.00	171 Borges, Bruno
2	125	48.11	2.5982	112.1798	70.11	165 Pereira, Luis
3	122	48.83	2.4985	107.8731	67.42	130 Santos, Joao
4	119	48.14	2.4720	106.7286	66.71	41 Bruno, Rui
5	123	52.55	2.3406	101.0584	63.16	191 Costa, Jose
6	115	50.29	2.2867	98.7316	61.71	21 Braz, Rui
7	134	59.41	2.2555	97.3835	60.86	1 Diogo, Nuno
8	100	45.01	2.2217	95.9248	59.95	85 Guimaraes, Jose
9	95	43.65	2.1764	93.9679	58.73	29 Sousa, Alexandre
10	123	58.27	2.1109	91.1381	56.96	129 Araujo, Alvaro
11	93	44.09	2.1093	91.0716	56.92	164 Silva, Fernando
12	97	48.76	1.9893	85.8911	53.68	158 Goncalves, Paulo
13	93	47.83	1.9444	83.9503	52.47	131 Pires, Joao
14	125	69.05	1.8103	78.1603	48.85	18 Whitfield, Justin
15	86	47.76	1.8007	77.7453	48.59	86 Gomes, Pedro
16	102	60.01	1.6997	73.3866	45.87	20 Ferreira, Carlos
17	76	45.15	1.6833	72.6768	45.42	44 Oliveira, Rui
18	80	52.57	1.5218	65.7040	41.07	128 Quintino, Fernando
19	67	44.24	1.5145	65.3882	40.87	182 Pipa, Ricardo
20	87	61.93	1.4048	60.6538	37.91	40 Azevedo, Pedro
21	87	62.06	1.4019	60.5268	37.83	104 Cruz, Carlos
22	92	68.00	1.3529	58.4143	36.51	157 Neves, Luis
23	61	48.24	1.2645	54.5962	34.12	176 Sacadura, Antonio
24	57	50.09	1.1380	49.1319	30.71	13 Alegre, Paulo
25	67	58.88	1.1379	49.1300	30.71	172 Miranda, Miguel
26	63	56.26	1.1198	48.3483	30.22	159 Diogo, Paulo
27	90	118.21	0.7614	32.8722	20.55	160 Trindade, Teofilc
28	42	57.31	0.7329	31.6416	19.78	163 Monteiro, David
29	11	57.00	0.1930	8.3322	5.21	189 David, Lourenco
30	7	86.78	0.0807	3.4827	2.18	4 Faria, Jorge
31	0	46.51	0.0000	0.0000	0.00	30 Miranda, Daniel

MODIFIED -- Overall Stage Results**Campeonato Regional Sul - 2011**

Printed Maio 22, 2011 at 17:46


**Stage 2 -- Pista 2**

	PTS	TIME	HIT FACTOR	STAGE POINTS	STAGE PERCENT	COMPETITOR # Name
1	113	42.25	2.6746	160.0000	100.00	92 Fernandes, Henrique
2	112	42.66	2.6254	157.0600	98.16	148 Ramos, Miguel
3	151	57.61	2.6211	156.8005	98.00	132 Ramos, Antonio
4	125	51.53	2.4258	145.1169	90.70	133 Azinheira, Paulo
5	116	50.93	2.2776	136.2550	85.16	93 Rodrigues, Jose
6	88	39.08	2.2518	134.7089	84.19	84 Reis, Francisco
7	121	55.60	2.1763	130.1904	81.37	71 Fialho, Domingos
8	127	59.64	2.1294	127.3897	79.62	10 Cordeiro, Edgar
9	97	51.24	1.8931	113.2481	70.78	124 Pereira, Joao
10	129	68.68	1.8783	112.3641	70.23	22 Simao, Antonio
11	126	69.37	1.8163	108.6593	67.91	70 Branco, Baltazar
12	72	44.27	1.6264	97.2952	60.81	127 Simoes, Carlos
13	90	58.03	1.5509	92.7808	57.99	94 Dias, Paulo
14	60	41.61	1.4420	86.2624	53.91	15 Guerreiro, Vitor
15	75	64.36	1.1653	69.7130	43.57	97 Caldeira, Antonio
16	63	56.33	1.1184	66.9066	41.82	96 Canha, Antonio
17	57	65.00	0.8769	52.4602	32.79	177 Correia, Francisco
18	33	45.25	0.7293	43.6278	27.27	126 Leitao, Vasco
19	39	59.10	0.6599	39.4771	24.67	123 Marques, Francisco
20	34	54.21	0.6272	37.5204	23.45	121 Ferreira, Bryan
21	16	41.10	0.3893	23.2888	14.56	23 Mendes, Artur
22	0	0.00	0.0000	0.0000	0.00	178 Jardim, Joao
23	0	71.60	0.0000	0.0000	0.00	72 Silva, Jose
24	0	0.00	0.0000	0.0000	0.00	28 Mota, Jorge
25	0	39.73	0.0000	0.0000	0.00	19 Leitao, Orlando

REVOLVER (STANDARD) -- Overall Stage Results

Campeonato Regional Sul - 2011

Printed Maio 22, 2011 at 17:46



Stage 2 -- Pista 2

	PTS	TIME	HIT FACTOR	STAGE POINTS	STAGE PERCENT	COMPETITOR # Name
1	107	72.59	1.4740	160.0000	100.00	7 Santos, Paulo
2	140	99.48	1.4073	152.7585	95.47	3 Dias, Jaime
3	34	102.09	0.3330	36.1500	22.59	59 Ferreira, Eduardo
4	7	79.37	0.0882	9.5731	5.98	111 Mota, Pedro
5	0	0.00	0.0000	0.0000	0.00	110 Oliveira, Alvaro
6	0	115.63	0.0000	0.0000	0.00	186 Almeida, Fernando
7	0	109.09	0.0000	0.0000	0.00	24 Lourenco, Fernando

OPEN -- Overall Stage Results

Campeonato Regional Sul - 2011

Printed Maio 22, 2011 at 17:46



Stage 3 -- Pista 3

	PTS	TIME	HIT FACTOR	STAGE POINTS	STAGE PERCENT	COMPETITOR # Name
1	112	21.29	5.2607	120.0000	100.00	166 Gaspar, Abel
2	91	21.24	4.2844	97.7295	81.44	35 Pinto, Joao
3	109	29.43	3.7037	84.4841	70.40	11 Monteiro, Emerico
4	81	25.67	3.1554	71.9777	59.98	107 Lamy, Ricardo
5	106	35.49	2.9868	68.1301	56.78	56 Braz, Paulo
6	116	38.92	2.9805	67.9867	56.66	8 Santos, Jorge
7	82	30.23	2.7125	61.8749	51.56	153 Silva, Nelson
8	108	41.88	2.5788	58.8242	49.02	106 Marques, Francisco
9	100	38.84	2.5747	58.7300	48.94	39 Silva, Orlando
10	94	40.35	2.3296	53.1402	44.28	108 Bessa, Joao
11	107	48.03	2.2278	50.8171	42.35	33 Lamy, JMiguel
12	87	39.77	2.1876	49.9002	41.58	98 Viola, Rui
13	102	50.92	2.0031	45.6931	38.08	34 Guilherme, Assuncao
14	70	36.57	1.9141	43.6628	36.39	57 Bicho, Ricardo
15	94	49.69	1.8917	43.1517	35.96	36 Rocha, Joao
16	114	61.03	1.8679	42.6089	35.51	74 Castro, Tito
17	55	53.06	1.0366	23.6447	19.70	58 Jesus, Fernando
18	82	84.87	0.9662	22.0393	18.37	134 Paiva, Jorge
19	0	0.00	0.0000	0.0000	0.00	73 Ribeiro, Henrique
20	0	0.00	0.0000	0.0000	0.00	32 Santos, Vasco
21	0	0.00	0.0000	0.0000	0.00	152 Simoes, Hugo

STANDARD -- Overall Stage Results

Campeonato Regional Sul - 2011

Printed Maio 22, 2011 at 17:46



Stage 3 -- Pista 3

	PTS	TIME	HIT FACTOR	STAGE POINTS	STAGE PERCENT	COMPETITOR # Name
1	113	25.84	4.3731	120.0000	100.00	5 Macaneiro, Jose
2	110	25.30	4.3478	119.3074	99.42	136 Correia, Paulo
3	98	24.32	4.0296	110.5752	92.15	167 Silva, Manuel
4	108	29.20	3.6986	101.4930	84.58	181 Rebelo, Jose
5	94	25.59	3.6733	100.7982	84.00	49 Jorge, Paulo
6	78	21.24	3.6723	100.7710	83.98	48 Costa, Luis
7	102	28.54	3.5739	98.0712	81.73	90 Ferreira, Porfirio
8	105	29.87	3.5152	96.4605	80.38	179 Paixao, Alexandre
9	89	26.39	3.3725	92.5435	77.12	161 Vieira, Jorge
10	83	26.20	3.1679	86.9305	72.44	2 Ramalho, Vitor
11	84	27.23	3.0848	84.6500	70.54	47 Macedo, Jose
12	91	29.99	3.0343	83.2646	69.39	120 Veloso, Joel
13	104	34.62	3.0040	82.4331	68.69	151 Silva, Rui
14	110	36.97	2.9754	81.6467	68.04	113 Vasconcelos, Antonio
15	96	33.23	2.8890	79.2750	66.06	67 Pinheiro, Jose
16	115	40.20	2.8607	78.4995	65.42	139 Duarte, Helder
17	108	38.14	2.8317	77.7031	64.75	88 Correia, David
18	78	28.18	2.7679	75.9537	63.29	46 Silva, Abilio
19	74	27.04	2.7367	75.0966	62.58	150 Verdade, Paulo
20	102	37.70	2.7056	74.2428	61.87	141 Mendes, Jose
21	83	31.10	2.6688	73.2340	61.03	14 Fernandes, Paulo
22	93	36.01	2.5826	70.8688	59.06	118 Novais, Joao
23	107	41.53	2.5765	70.6996	58.92	168 Monteiro, Joao
24	114	45.34	2.5143	68.9952	57.50	6 Domingos, Fernando
25	108	43.16	2.5023	68.6654	57.22	12 Alvelos, Jorge
26	112	45.52	2.4605	67.5167	56.26	101 Martins, Antonio
27	93	37.98	2.4487	67.1929	55.99	116 Magalhaes, Manuel
28	80	32.68	2.4480	67.1743	55.98	112 Rebelo, Antonio
29	93	38.36	2.4244	66.5273	55.44	180 Marques, Jose
30	104	43.46	2.3930	65.6658	54.72	68 Mina, Antonio
31	78	32.73	2.3831	65.3949	54.50	149 Goncalves, Jose
32	70	30.04	2.3302	63.9431	53.29	82 Pereira, Jose
33	95	40.94	2.3205	63.6753	53.06	50 Ferraz, Adriano
34	81	35.59	2.2759	62.4529	52.04	43 Araujo, Alfonso
35	118	52.17	2.2618	62.0664	51.72	66 Albuquerque, Fernando
36	91	40.75	2.2331	61.2786	51.07	31 Ribeiro, Lara
37	108	48.80	2.2131	60.7294	50.61	79 Santos, Jose
38	88	39.93	2.2039	60.4754	50.40	26 Nortadas, Joao
39	93	42.61	2.1826	59.8917	49.91	103 Marques, Joao
40	93	43.65	2.1306	58.4647	48.72	184 Fernandes, Rui
41	97	45.65	2.1249	58.3077	48.59	185 Fonseca, Joao
42	81	39.85	2.0326	55.7766	46.48	77 Lencastre, Luis
43	81	41.42	1.9556	53.6624	44.72	9 Gil, Carlos
44	78	39.93	1.9534	53.6032	44.67	102 Joaquim, Joao
45	104	53.74	1.9352	53.1045	44.25	69 Rodrigues, Fernando
46	97	50.25	1.9303	52.9701	44.14	175 Martins, Luis

STANDARD -- Overall Stage Results

Campeonato Regional Sul - 2011

Printed Maio 22, 2011 at 17:46



Stage 3 -- Pista 3

	PTS	TIME	HIT FACTOR	STAGE POINTS	STAGE PERCENT	COMPETITOR # Name
47	74	38.59	1.9176	52.6202	43.85	17 Mourao, Antonio
48	70	37.39	1.8722	51.3734	42.81	109 Jorge, Jose
49	64	34.43	1.8588	51.0080	42.51	190 Goncalves, Tiago
50	83	45.39	1.8286	50.1780	41.81	25 Dias, Maria
51	87	51.92	1.6757	45.9812	38.32	61 Lebre, Eugenia
52	66	40.53	1.6284	44.6851	37.24	114 Dias, Luis
53	101	62.81	1.6080	44.1253	36.77	81 Valente, Carlos
54	76	47.69	1.5936	43.7302	36.44	100 Farinha, Antonio
55	78	49.63	1.5716	43.1266	35.94	75 Goncalves, Jose
56	79	51.34	1.5388	42.2247	35.19	76 Raposo, Luis
57	110	75.98	1.4477	39.7273	33.11	170 Pinto, Teresa
58	70	52.52	1.3328	36.5737	30.48	91 Correia, Joao
59	74	56.10	1.3191	36.1963	30.16	137 Azevedo, Antonio
60	68	52.12	1.3047	35.8014	29.83	140 Jorge, Jose
61	69	55.29	1.2480	34.2450	28.54	145 Borrego, Jose
62	62	51.44	1.2053	33.0739	27.56	27 Machado, Francisco
63	51	45.10	1.1308	31.0305	25.86	135 Figueiredo, Luis
64	84	80.61	1.0421	28.5947	23.83	60 Pinguinha, Cristina
65	47	46.52	1.0103	27.7238	23.10	80 Martins, Luis
66	76	75.61	1.0052	27.5822	22.99	146 Nogueira, Luis
67	69	82.08	0.8406	23.0678	19.22	144 Gomes, Jorge
68	46	70.77	0.6500	17.8363	14.86	62 Azevedo, Artur
69	36	58.80	0.6122	16.8004	14.00	117 Moreira, Virgilio
70	24	45.56	0.5268	14.4552	12.05	138 Damiao, Erenesto
71	14	26.79	0.5226	14.3400	11.95	187 Sampaio, Mauricio
72	19	47.78	0.3977	10.9120	9.09	83 Sousa, Joao
73	2	58.28	0.0343	0.9417	0.78	143 Belchior, Vasco
74	0	0.00	0.0000	0.0000	0.00	162 Varela, Fernando
75	0	0.00	0.0000	0.0000	0.00	64 Valente, Jose
76	0	0.00	0.0000	0.0000	0.00	155 Tavares, Sandra
77	0	0.00	0.0000	0.0000	0.00	65 Coelho, Vitor
78	0	0.00	0.0000	0.0000	0.00	87 Quinto, Maria

PRODUCTION -- Overall Stage Results

Campeonato Regional Sul - 2011

Printed Maio 22, 2011 at 17:46



Stage 3 -- Pista 3

	PTS	TIME	HIT FACTOR	STAGE POINTS	STAGE PERCENT	COMPETITOR # Name
1	106	24.22	4.3765	120.0000	100.00	21 Braz, Rui
2	114	27.52	4.1424	113.5811	94.65	29 Sousa, Alexandre
3	89	22.13	4.0217	110.2702	91.89	171 Borges, Bruno
4	98	24.90	3.9357	107.9136	89.93	130 Santos, Joao
5	100	27.63	3.6193	99.2359	82.70	85 Guimaraes, Jose
6	102	28.99	3.5185	96.4720	80.39	164 Silva, Fernando
7	114	32.84	3.4714	95.1812	79.32	1 Diogo, Nuno
8	98	29.47	3.3254	91.1791	75.98	131 Pires, Joao
9	96	29.26	3.2809	89.9594	74.97	191 Costa, Jose
10	91	27.99	3.2512	89.1432	74.29	158 Goncalves, Paulo
11	100	31.99	3.1260	85.7107	71.43	41 Bruno, Rui
12	100	32.78	3.0506	83.6451	69.70	129 Araujo, Alvaro
13	94	30.86	3.0460	83.5183	69.60	159 Diogo, Paulo
14	95	31.44	3.0216	82.8496	69.04	86 Gomes, Pedro
15	89	29.47	3.0200	82.8055	69.00	128 Quintino, Fernando
16	94	31.21	3.0119	82.5817	68.82	176 Sacadura, Antonio
17	102	34.37	2.9677	81.3711	67.81	18 Whitfield, Justin
18	75	26.26	2.8561	78.3098	65.26	44 Oliveira, Rui
19	99	36.54	2.7094	74.2876	61.91	157 Neves, Luis
20	86	31.94	2.6925	73.8266	61.52	163 Monteiro, David
21	112	43.00	2.6047	71.4166	59.51	20 Ferreira, Carlos
22	89	35.33	2.5191	69.0710	57.56	40 Azevedo, Pedro
23	78	34.78	2.2427	61.4914	51.24	165 Pereira, Luis
24	67	29.99	2.2341	61.2559	51.05	172 Miranda, Miguel
25	85	40.97	2.0747	56.8856	47.40	104 Cruz, Carlos
26	66	33.47	1.9719	54.0677	45.06	13 Alegre, Paulo
27	59	30.19	1.9543	53.5844	44.65	182 Pipa, Ricardo
28	114	69.42	1.6422	45.0267	37.52	160 Trindade, Teofilc
29	74	54.02	1.3699	37.5601	31.30	4 Faria, Jorge
30	44	35.40	1.2429	34.0799	28.40	30 Miranda, Daniel
31	45	37.99	1.1845	32.4783	27.07	189 David, Lourenco

MODIFIED -- Overall Stage Results**Campeonato Regional Sul - 2011**

Printed Maio 22, 2011 at 17:46


**Stage 3 -- Pista 3**

	PTS	TIME	HIT FACTOR	STAGE POINTS	STAGE PERCENT	COMPETITOR # Name
1	116	25.26	4.5922	120.0000	100.00	92 Fernandes, Henrique
2	117	29.72	3.9367	102.8712	85.73	132 Ramos, Antonio
3	110	29.87	3.6826	96.2308	80.19	84 Reis, Francisco
4	102	28.61	3.5652	93.1620	77.64	93 Rodrigues, Jose
5	114	33.98	3.3549	87.6674	73.06	124 Pereira, Joao
6	96	28.93	3.3184	86.7120	72.26	71 Fialho, Domingos
7	89	29.26	3.0417	79.4826	66.24	15 Guerreiro, Vitor
8	89	32.86	2.7085	70.7749	58.98	133 Azinheira, Paulo
9	102	37.66	2.7084	70.7744	58.98	10 Cordeiro, Edgar
10	93	34.62	2.6863	70.1960	58.50	23 Mendes, Artur
11	94	35.90	2.6184	68.4211	57.02	96 Canha, Antonio
12	91	35.01	2.5993	67.9213	56.60	123 Marques, Francisco
13	65	25.48	2.5510	66.6608	55.55	127 Simoes, Carlos
14	81	33.75	2.4000	62.7145	52.26	94 Dias, Paulo
15	80	33.71	2.3732	62.0137	51.68	148 Ramos, Miguel
16	91	38.40	2.3698	61.9251	51.60	97 Caldeira, Antonio
17	76	36.43	2.0862	54.5144	45.43	121 Ferreira, Bryan
18	104	50.47	2.0606	53.8464	44.87	70 Branco, Baltazar
19	104	51.42	2.0226	52.8516	44.04	22 Simao, Antonio
20	53	28.31	1.8721	48.9207	40.77	19 Leitao, Orlando
21	70	38.04	1.8402	48.0855	40.07	177 Correia, Francisco
22	45	31.97	1.4076	36.7813	30.65	126 Leitao, Vasco
23	0	0.00	0.0000	0.0000	0.00	28 Mota, Jorge
24	0	0.00	0.0000	0.0000	0.00	178 Jardim, Joao
25	0	0.00	0.0000	0.0000	0.00	72 Silva, Jose

REVOLVER (STANDARD) -- Overall Stage Results

Campeonato Regional Sul - 2011

Printed Maio 22, 2011 at 17:46



Stage 3 -- Pista 3

	PTS	TIME	HIT FACTOR	STAGE POINTS	STAGE PERCENT	COMPETITOR # Name
1	115	58.29	1.9729	120.0000	100.00	3 Dias, Jaime
2	74	43.37	1.7062	103.7815	86.48	7 Santos, Paulo
3	110	67.36	1.6330	99.3272	82.77	110 Oliveira, Alvaro
4	120	79.82	1.5034	91.4423	76.20	59 Ferreira, Eduardo
5	54	51.22	1.0543	64.1256	53.44	111 Mota, Pedro
6	83	80.64	1.0293	62.6044	52.17	186 Almeida, Fernando
7	72	94.02	0.7658	46.5790	38.82	24 Lourenco, Fernando

OPEN -- Overall Stage Results

Campeonato Regional Sul - 2011

Printed Maio 22, 2011 at 17:46



Stage 4 -- Pista 4

	PTS	TIME	HIT FACTOR	STAGE POINTS	STAGE PERCENT	COMPETITOR # Name
1	98	12.95	7.5676	100.0000	100.00	166 Gaspar, Abel
2	85	17.61	4.8268	63.7828	63.78	107 Lamy, Ricardo
3	74	15.94	4.6424	61.3461	61.35	35 Pinto, Joao
4	91	21.04	4.3251	57.1530	57.15	11 Monteiro, Emerico
5	93	24.79	3.7515	49.5736	49.57	8 Santos, Jorge
6	88	25.59	3.4388	45.4419	45.44	39 Silva, Orlando
7	71	21.01	3.3793	44.6556	44.66	33 Lamy, JMiguel
8	52	16.51	3.1496	41.6198	41.62	153 Silva, Nelson
9	63	21.46	2.9357	38.7931	38.79	56 Braz, Paulo
10	80	31.63	2.5292	33.4222	33.42	32 Santos, Vasco
11	59	24.00	2.4583	32.4851	32.49	98 Viola, Rui
12	98	41.61	2.3552	31.1223	31.12	36 Rocha, Joao
13	70	31.32	2.2350	29.5338	29.53	108 Bessa, Joao
14	90	46.00	1.9565	25.8540	25.85	74 Castro, Tito
15	69	39.12	1.7638	23.3074	23.31	34 Guilherme, Assuncao
16	34	21.22	1.6023	21.1727	21.17	57 Bicho, Ricardo
17	67	45.84	1.4616	19.3141	19.31	106 Marques, Francisco
18	65	47.22	1.3765	18.1899	18.19	134 Paiva, Jorge
19	37	46.42	0.7971	10.5327	10.53	73 Ribeiro, Henrique
20	0	0.00	0.0000	0.0000	0.00	152 Simoes, Hugo
21	0	36.90	0.0000	0.0000	0.00	58 Jesus, Fernando

STANDARD -- Overall Stage Results**Campeonato Regional Sul - 2011**

Printed Maio 22, 2011 at 17:46

**Stage 4 -- Pista 4**

	PTS	TIME	HIT FACTOR	STAGE POINTS	STAGE PERCENT	COMPETITOR # Name
1	96	15.67	6.1264	100.0000	100.00	167 Silva, Manuel
2	98	16.14	6.0719	99.1106	99.11	90 Ferreira, Porfirio
3	99	16.82	5.8858	96.0742	96.07	136 Correia, Paulo
4	93	16.66	5.5822	91.1183	91.12	48 Costa, Luis
5	94	18.25	5.1507	84.0742	84.07	5 Macaneiro, Jose
6	93	18.11	5.1353	83.8228	83.82	2 Ramalho, Vitor
7	98	19.73	4.9671	81.0768	81.08	161 Vieira, Jorge
8	64	13.45	4.7584	77.6704	77.67	168 Monteiro, Joao
9	83	17.57	4.7240	77.1088	77.11	49 Jorge, Paulo
10	87	19.45	4.4730	73.0125	73.01	47 Macedo, Jose
11	88	19.74	4.4580	72.7668	72.77	150 Verdade, Paulo
12	93	21.87	4.2524	69.4116	69.41	46 Silva, Abilio
13	88	22.37	3.9338	64.2117	64.21	67 Pinheiro, Jose
14	84	22.44	3.7433	61.1018	61.10	26 Nortadas, Joao
15	84	22.52	3.7300	60.8848	60.88	120 Veloso, Joel
16	81	21.74	3.7259	60.8168	60.82	113 Vasconcelos, Antonio
17	77	20.67	3.7252	60.8062	60.81	179 Paixao, Alexandre
18	91	24.55	3.7067	60.5045	60.50	187 Sampaio, Mauricio
19	82	23.53	3.4849	56.8839	56.88	112 Rebelo, Antonio
20	94	27.50	3.4182	55.7947	55.79	141 Mendes, Jose
21	69	20.66	3.3398	54.5151	54.52	14 Fernandes, Paulo
22	90	27.47	3.2763	53.4788	53.48	88 Correia, David
23	90	27.58	3.2632	53.2655	53.27	102 Joaquim, Joao
24	98	30.84	3.1777	51.8692	51.87	66 Albuquerque, Fernando
25	80	25.40	3.1496	51.4108	51.41	162 Varela, Fernando
26	80	26.69	2.9974	48.9259	48.93	77 Lencastre, Luis
27	90	30.36	2.9644	48.3881	48.39	138 Damiao, Erenesto
28	82	28.68	2.8591	46.6694	46.67	118 Novais, Joao
29	78	27.51	2.8353	46.2809	46.28	114 Dias, Luis
30	90	31.87	2.8240	46.0955	46.10	9 Gil, Carlos
31	80	28.59	2.7982	45.6745	45.67	61 Lebre, Eugenia
32	71	26.95	2.6345	43.0029	43.00	170 Pinto, Teresa
33	77	29.24	2.6334	42.9844	42.98	181 Rebelo, Jose
34	78	29.84	2.6139	42.6671	42.67	180 Marques, Jose
35	71	27.36	2.5950	42.3584	42.36	149 Goncalves, Jose
36	86	34.37	2.5022	40.8429	40.84	31 Ribeiro, Lara
37	74	29.74	2.4882	40.6152	40.62	80 Martins, Luis
38	84	34.17	2.4583	40.1266	40.13	6 Domingos, Fernando
39	50	20.96	2.3855	38.9383	38.94	17 Mourao, Antonio
40	61	26.00	2.3462	38.2961	38.30	82 Pereira, Jose
41	59	26.11	2.2597	36.8844	36.88	12 Alvelos, Jorge
42	82	38.67	2.1205	34.6129	34.61	137 Azevedo, Antonio
43	82	39.12	2.0961	34.2147	34.21	60 Pinguinha, Cristina
44	75	36.30	2.0661	33.7250	33.73	43 Araujo, Alfonso
45	82	40.86	2.0069	32.7577	32.76	50 Ferraz, Adriano
46	88	44.49	1.9780	32.2863	32.29	69 Rodrigues, Fernando

STANDARD -- Overall Stage Results

Campeonato Regional Sul - 2011

Printed Maio 22, 2011 at 17:46



Stage 4 -- Pista 4

	PTS	TIME	HIT FACTOR	STAGE POINTS	STAGE PERCENT	COMPETITOR # Name
47	79	40.19	1.9657	32.0854	32.09	175 Martins, Luis
48	50	28.82	1.7349	28.3187	28.32	151 Silva, Rui
49	72	41.54	1.7333	28.2920	28.29	27 Machado, Francisco
50	92	54.81	1.6785	27.3984	27.40	144 Gomes, Jorge
51	67	41.41	1.6180	26.4099	26.41	91 Correia, Joao
52	86	53.83	1.5976	26.0779	26.08	143 Belchior, Vasco
53	70	43.90	1.5945	26.0274	26.03	25 Dias, Maria
54	43	27.35	1.5722	25.6631	25.66	184 Fernandes, Rui
55	70	45.36	1.5432	25.1897	25.19	140 Jorge, Jose
56	44	28.70	1.5331	25.0247	25.02	190 Goncalves, Tiago
57	49	33.59	1.4588	23.8113	23.81	103 Marques, Joao
58	62	47.00	1.3191	21.5324	21.53	75 Goncalves, Jose
59	56	44.59	1.2559	20.4997	20.50	100 Farinha, Antonio
60	73	59.81	1.2205	19.9226	19.92	146 Nogueira, Luis
61	45	38.70	1.1628	18.9801	18.98	79 Santos, Jose
62	46	40.42	1.1381	18.5763	18.58	135 Figueiredo, Luis
63	34	29.99	1.1337	18.5055	18.51	101 Martins, Antonio
64	27	27.76	0.9726	15.8760	15.88	109 Jorge, Jose
65	40	41.80	0.9569	15.6200	15.62	68 Mina, Antonio
66	45	48.35	0.9307	15.1920	15.19	62 Azevedo, Artur
67	22	25.17	0.8741	14.2671	14.27	185 Fonseca, Joao
68	18	20.81	0.8650	14.1188	14.12	116 Magalhaes, Manuel
69	31	37.33	0.8304	13.5551	13.56	76 Raposo, Luis
70	40	51.01	0.7842	12.7998	12.80	145 Borrego, Jose
71	16	29.80	0.5369	8.7640	8.76	83 Sousa, Joao
72	22	54.34	0.4049	6.6085	6.61	117 Moreira, Virgilio
73	0	0.00	0.0000	0.0000	0.00	155 Tavares, Sandra
74	0	13.21	0.0000	0.0000	0.00	139 Duarte, Helder
75	0	0.00	0.0000	0.0000	0.00	65 Coelho, Vitor
76	0	0.00	0.0000	0.0000	0.00	64 Valente, Jose
77	0	39.43	0.0000	0.0000	0.00	81 Valente, Carlos
78	0	0.00	0.0000	0.0000	0.00	87 Quinto, Maria

PRODUCTION -- Overall Stage Results

Campeonato Regional Sul - 2011

Printed Maio 22, 2011 at 17:46



Stage 4 -- Pista 4

	PTS	TIME	HIT FACTOR	STAGE POINTS	STAGE PERCENT	COMPETITOR # Name
1	80	14.34	5.5788	100.0000	100.00	171 Borges, Bruno
2	84	16.81	4.9970	89.5717	89.57	129 Araujo, Alvaro
3	98	20.43	4.7969	85.9838	85.98	158 Goncalves, Paulo
4	92	19.35	4.7545	85.2248	85.22	29 Sousa, Alexandre
5	86	19.19	4.4815	80.3309	80.33	21 Braz, Rui
6	84	19.49	4.3099	77.2550	77.26	131 Pires, Joao
7	98	25.12	3.9013	69.9303	69.93	18 Whitfield, Justin
8	88	23.24	3.7866	67.8744	67.87	176 Sacadura, Antonio
9	80	22.47	3.5603	63.8184	63.82	128 Quintino, Fernando
10	71	20.32	3.4941	62.6316	62.63	86 Gomes, Pedro
11	84	24.12	3.4826	62.4254	62.43	165 Pereira, Luis
12	82	23.62	3.4716	62.2290	62.23	130 Santos, Joao
13	84	24.26	3.4625	62.0651	62.07	85 Guimaraes, Jose
14	67	19.97	3.3550	60.1390	60.14	172 Miranda, Miguel
15	68	20.42	3.3301	59.6915	59.69	44 Oliveira, Rui
16	90	27.47	3.2763	58.7277	58.73	20 Ferreira, Carlos
17	86	26.48	3.2477	58.2156	58.22	164 Silva, Fernando
18	77	23.95	3.2150	57.6294	57.63	182 Pipa, Ricardo
19	78	24.37	3.2007	57.3718	57.37	159 Diogo, Paulo
20	80	25.09	3.1885	57.1542	57.15	163 Monteiro, David
21	78	25.10	3.1076	55.7032	55.70	13 Alegre, Paulo
22	63	21.50	2.9302	52.5244	52.52	191 Costa, Jose
23	64	21.89	2.9237	52.4075	52.41	157 Neves, Luis
24	84	29.22	2.8747	51.5298	51.53	40 Azevedo, Pedro
25	65	23.35	2.7837	49.8983	49.90	41 Bruno, Rui
26	84	30.95	2.7141	48.6494	48.65	104 Cruz, Carlos
27	73	27.56	2.6488	47.4791	47.48	1 Diogo, Nuno
28	39	21.28	1.8327	32.8513	32.85	30 Miranda, Daniel
29	92	56.22	1.6364	29.3330	29.33	160 Trindade, Teofilc
30	47	38.50	1.2208	21.8825	21.88	4 Faria, Jorge
31	14	21.52	0.6506	11.6612	11.66	189 David, Lourenco

MODIFIED -- Overall Stage Results**Campeonato Regional Sul - 2011**

Printed Maio 22, 2011 at 17:46

**Stage 4 -- Pista 4**

	PTS	TIME	HIT FACTOR	STAGE POINTS	STAGE PERCENT	COMPETITOR # Name
1	94	18.77	5.0080	100.0000	100.00	84 Reis, Francisco
2	87	18.14	4.7960	95.7676	95.77	127 Simoes, Carlos
3	92	19.63	4.6867	93.5845	93.58	93 Rodrigues, Jose
4	92	19.91	4.6208	92.2684	92.27	92 Fernandes, Henrique
5	90	20.19	4.4577	89.0108	89.01	23 Mendes, Artur
6	74	17.76	4.1667	83.2004	83.20	148 Ramos, Miguel
7	88	22.02	3.9964	79.7998	79.80	71 Fialho, Domingos
8	90	23.00	3.9130	78.1360	78.14	94 Dias, Paulo
9	99	25.52	3.8793	77.4624	77.46	132 Ramos, Antonio
10	63	18.23	3.4558	69.0066	69.01	19 Leitao, Orlando
11	86	24.92	3.4510	68.9107	68.91	124 Pereira, Joao
12	86	25.69	3.3476	66.8453	66.85	177 Correia, Francisco
13	57	19.69	2.8949	57.8050	57.81	121 Ferreira, Bryan
14	62	21.74	2.8519	56.9467	56.95	96 Canha, Antonio
15	82	32.16	2.5498	50.9137	50.91	15 Guerreiro, Vitor
16	52	23.32	2.2298	44.5257	44.53	126 Leitao, Vasco
17	45	21.08	2.1347	42.6264	42.63	178 Jardim, Joao
18	90	44.30	2.0316	40.5672	40.57	10 Cordeiro, Edgar
19	40	20.40	1.9608	39.1531	39.15	70 Branco, Baltazar
20	59	31.08	1.8983	37.9060	37.91	97 Caldeira, Antonio
21	65	37.28	1.7436	34.8156	34.82	123 Marques, Francisco
22	88	52.13	1.6881	33.7079	33.71	22 Simao, Antonio
23	16	19.09	0.8381	16.7360	16.74	133 Azinheira, Paulo
24	0	0.00	0.0000	0.0000	0.00	28 Mota, Jorge
25	0	0.00	0.0000	0.0000	0.00	72 Silva, Jose

REVOLVER (STANDARD) -- Overall Stage Results

Campeonato Regional Sul - 2011

Printed Maio 22, 2011 at 17:46



Stage 4 -- Pista 4

	PTS	TIME	HIT FACTOR	STAGE POINTS	STAGE PERCENT	COMPETITOR # Name
1	91	41.90	2.1718	100.0000	100.00	7 Santos, Paulo
2	98	50.37	1.9456	89.5832	89.58	3 Dias, Jaime
3	96	57.54	1.6684	76.8199	76.82	59 Ferreira, Eduardo
4	60	45.20	1.3274	61.1203	61.12	111 Mota, Pedro
5	94	91.00	1.0330	47.5619	47.56	186 Almeida, Fernando
6	41	53.10	0.7721	35.5518	35.55	24 Lourenco, Fernando
7	0	0.00	0.0000	0.0000	0.00	110 Oliveira, Alvaro

OPEN -- Overall Stage Results

Campeonato Regional Sul - 2011

Printed Maio 22, 2011 at 17:46



Stage 5 -- Pista 5

	PTS	TIME	HIT FACTOR	STAGE POINTS	STAGE PERCENT	COMPETITOR # Name
1	44	7.04	6.2500	45.0000	100.00	166 Gaspar, Abel
2	41	7.06	5.8074	41.8130	92.92	107 Lamy, Ricardo
3	43	7.82	5.4987	39.5908	87.98	33 Lamy, JMiguel
4	40	7.60	5.2632	37.8947	84.21	11 Monteiro, Emerico
5	44	9.13	4.8193	34.6988	77.11	153 Silva, Nelson
6	41	8.66	4.7344	34.0878	75.75	98 Viola, Rui
7	43	9.88	4.3522	31.3360	69.64	8 Santos, Jorge
8	37	8.57	4.3174	31.0852	69.08	56 Braz, Paulo
9	37	8.79	4.2093	30.3072	67.35	57 Bicho, Ricardo
10	39	9.90	3.9394	28.3636	63.03	34 Guilherme, Assuncao
11	41	11.48	3.5714	25.7143	57.14	32 Santos, Vasco
12	17	5.96	2.8523	20.5369	45.64	35 Pinto, Joao
13	43	15.34	2.8031	20.1825	44.85	36 Rocha, Joao
14	45	16.32	2.7574	19.8529	44.12	134 Paiva, Jorge
15	41	15.44	2.6554	19.1192	42.49	106 Marques, Francisco
16	25	10.17	2.4582	17.6991	39.33	39 Silva, Orlando
17	41	21.14	1.9395	13.9640	31.03	58 Jesus, Fernando
18	43	23.41	1.8368	13.2251	29.39	74 Castro, Tito
19	43	27.30	1.5751	11.3407	25.20	108 Bessa, Joao
20	0	0.00	0.0000	0.0000	0.00	73 Ribeiro, Henrique
21	0	0.00	0.0000	0.0000	0.00	152 Simoes, Hugo

STANDARD -- Overall Stage Results**Campeonato Regional Sul - 2011**

Printed Maio 22, 2011 at 17:46

**Stage 5 -- Pista 5**

	PTS	TIME	HIT FACTOR	STAGE POINTS	STAGE PERCENT	COMPETITOR # Name
1	43	5.75	7.4783	45.0000	100.00	48 Costa, Luis
2	42	5.84	7.1918	43.2761	96.17	168 Monteiro, Joao
3	44	6.49	6.7797	40.7962	90.66	47 Macedo, Jose
4	43	6.80	6.3235	38.0515	84.56	90 Ferreira, Porfirio
5	45	7.17	6.2762	37.7664	83.93	67 Pinheiro, Jose
6	43	7.12	6.0393	36.3413	80.76	2 Ramalho, Vitor
7	41	7.02	5.8405	35.1446	78.10	187 Sampaio, Mauricio
8	45	7.83	5.7471	34.5830	76.85	136 Correia, Paulo
9	40	7.18	5.5710	33.5234	74.50	181 Rebelo, Jose
10	41	7.63	5.3735	32.3349	71.86	14 Fernandes, Paulo
11	42	7.85	5.3503	32.1952	71.54	9 Gil, Carlos
12	45	8.79	5.1195	30.8060	68.46	113 Vasconcelos, Antonio
13	45	8.93	5.0392	30.3231	67.38	112 Rebelo, Antonio
14	43	8.63	4.9826	29.9826	66.63	139 Duarte, Helder
15	43	8.91	4.8260	29.0404	64.53	118 Novais, Joao
16	43	9.01	4.7725	28.7181	63.82	61 Lebre, Eugenia
17	43	9.05	4.7514	28.5912	63.54	161 Vieira, Jorge
18	45	9.99	4.5045	27.1056	60.23	190 Goncalves, Tiago
19	43	9.65	4.4560	26.8135	59.59	79 Santos, Jose
20	43	9.72	4.4239	26.6204	59.16	116 Magalhaes, Manuel
21	37	8.48	4.3632	26.2553	58.35	102 Joaquim, Joao
22	40	9.17	4.3621	26.2484	58.33	64 Valente, Jose
23	37	8.56	4.3224	26.0100	57.80	179 Paixao, Alexandre
24	33	7.68	4.2969	25.8562	57.46	117 Moreira, Virgilio
25	41	9.67	4.2399	25.5135	56.70	135 Figueiredo, Luis
26	41	9.83	4.1709	25.0982	55.77	120 Veloso, Joel
27	31	7.54	4.1114	24.7401	54.98	150 Verdade, Paulo
28	37	9.34	3.9615	23.8378	52.97	103 Marques, Joao
29	28	7.20	3.8889	23.4012	52.00	5 Macaneiro, Jose
30	44	11.50	3.8261	23.0233	51.16	68 Mina, Antonio
31	45	11.95	3.7657	22.6598	50.36	66 Albuquerque, Fernando
32	44	11.71	3.7575	22.6104	50.25	149 Goncalves, Jose
33	38	10.35	3.6715	22.0930	49.10	88 Correia, David
34	41	11.27	3.6380	21.8913	48.65	81 Valente, Carlos
35	39	11.05	3.5294	21.2380	47.20	43 Araujo, Alfonso
36	39	11.14	3.5009	21.0664	46.81	12 Alvelos, Jorge
37	45	12.94	3.4776	20.9262	46.50	140 Jorge, Jose
38	27	7.81	3.4571	20.8029	46.23	46 Silva, Abilio
39	43	12.52	3.4345	20.6669	45.93	167 Silva, Manuel
40	41	12.42	3.3011	19.8643	44.14	75 Goncalves, Jose
41	40	12.44	3.2154	19.3487	43.00	49 Jorge, Paulo
42	43	13.94	3.0846	18.5617	41.25	6 Domingos, Fernando
43	41	13.32	3.0781	18.5222	41.16	65 Coelho, Vitor
44	41	13.35	3.0712	18.4805	41.07	69 Rodrigues, Fernando
45	41	13.39	3.0620	18.4253	40.95	31 Ribeiro, Lara
46	35	11.51	3.0408	18.2980	40.66	17 Mourao, Antonio

STANDARD -- Overall Stage Results

Campeonato Regional Sul - 2011

Printed Maio 22, 2011 at 17:46



Stage 5 -- Pista 5

	PTS	TIME	HIT FACTOR	STAGE POINTS	STAGE PERCENT	COMPETITOR # Name
47	41	13.49	3.0393	18.2887	40.64	175 Martins, Luis
48	43	14.25	3.0175	18.1579	40.35	170 Pinto, Teresa
49	41	13.95	2.9391	17.6857	39.30	184 Fernandes, Rui
50	45	15.48	2.9070	17.4926	38.87	145 Borrego, Jose
51	33	11.69	2.8229	16.9868	37.75	180 Marques, Jose
52	37	13.72	2.6968	16.2278	36.06	82 Pereira, Jose
53	30	11.32	2.6502	15.9473	35.44	26 Nortadas, Joao
54	43	16.31	2.6364	15.8645	35.25	91 Correia, Joao
55	26	10.31	2.5218	15.1749	33.72	77 Lencastre, Luis
56	26	10.50	2.4762	14.9003	33.11	80 Martins, Luis
57	37	15.06	2.4568	14.7839	32.85	27 Machado, Francisco
58	42	17.45	2.4069	14.4832	32.18	25 Dias, Maria
59	26	10.92	2.3810	14.3272	31.84	138 Damiao, Erenesto
60	45	20.30	2.2167	13.3392	29.64	144 Gomes, Jorge
61	39	17.82	2.1886	13.1695	29.27	137 Azevedo, Antonio
62	43	19.70	2.1827	13.1345	29.19	146 Nogueira, Luis
63	24	11.11	2.1602	12.9990	28.89	50 Ferraz, Adriano
64	31	14.97	2.0708	12.4610	27.69	100 Farinha, Antonio
65	43	20.83	2.0643	12.4220	27.60	76 Raposo, Luis
66	24	11.65	2.0601	12.3964	27.55	109 Jorge, Jose
67	13	7.53	1.7264	10.3887	23.09	151 Silva, Rui
68	14	10.32	1.3566	8.1632	18.14	101 Martins, Antonio
69	18	13.35	1.3483	8.1134	18.03	60 Pinguinha, Cristina
70	20	15.22	1.3141	7.9073	17.57	83 Sousa, Joao
71	43	37.83	1.1367	6.8398	15.20	114 Dias, Luis
72	11	9.97	1.1033	6.6391	14.75	141 Mendes, Jose
73	39	40.01	0.9748	5.8655	13.03	62 Azevedo, Artur
74	13	16.14	0.8055	4.8468	10.77	185 Fonseca, Joao
75	5	15.83	0.3159	1.9006	4.22	143 Belchior, Vasco
76	0	0.00	0.0000	0.0000	0.00	87 Quinto, Maria
77	0	0.00	0.0000	0.0000	0.00	162 Varela, Fernando
78	0	0.00	0.0000	0.0000	0.00	155 Tavares, Sandra

PRODUCTION -- Overall Stage Results

Campeonato Regional Sul - 2011

Printed Maio 22, 2011 at 17:46



Stage 5 -- Pista 5

	PTS	TIME	HIT FACTOR	STAGE POINTS	STAGE PERCENT	COMPETITOR # Name
1	41	5.94	6.9024	45.0000	100.00	191 Costa, Jose
2	41	6.08	6.7434	43.9638	97.70	171 Borges, Bruno
3	41	6.44	6.3665	41.5062	92.24	130 Santos, Joao
4	41	6.61	6.2027	40.4387	89.86	29 Sousa, Alexandre
5	43	7.73	5.5627	36.2664	80.59	164 Silva, Fernando
6	37	6.98	5.3009	34.5590	76.80	158 Goncalves, Paulo
7	45	8.77	5.1311	33.4525	74.34	1 Diogo, Nuno
8	45	8.78	5.1253	33.4144	74.25	176 Sacadura, Antonio
9	41	8.33	4.9220	32.0888	71.31	157 Neves, Luis
10	41	8.36	4.9043	31.9737	71.05	172 Miranda, Miguel
11	41	8.40	4.8810	31.8214	70.71	18 Whitfield, Justin
12	39	8.08	4.8267	31.4679	69.93	86 Gomes, Pedro
13	41	8.88	4.6171	30.1013	66.89	129 Araujo, Alvaro
14	41	8.88	4.6171	30.1013	66.89	131 Pires, Joao
15	37	8.06	4.5906	29.9283	66.51	104 Cruz, Carlos
16	37	8.13	4.5510	29.6706	65.93	159 Diogo, Paulo
17	39	8.65	4.5087	29.3943	65.32	21 Braz, Rui
18	43	9.80	4.3878	28.6060	63.57	40 Azevedo, Pedro
19	33	7.78	4.2416	27.6535	61.45	41 Bruno, Rui
20	37	9.13	4.0526	26.4208	58.71	128 Quintino, Fernando
21	41	11.13	3.6837	24.0162	53.37	20 Ferreira, Carlos
22	30	8.54	3.5129	22.9023	50.89	165 Pereira, Luis
23	28	8.15	3.4356	22.3983	49.77	182 Pipa, Ricardo
24	37	11.53	3.2090	20.9212	46.49	85 Guimaraes, Jose
25	35	12.46	2.8090	18.3132	40.70	4 Faria, Jorge
26	24	8.78	2.7335	17.8210	39.60	13 Alegre, Paulo
27	35	15.14	2.3118	15.0715	33.49	189 David, Lourenco
28	20	8.80	2.2727	14.8171	32.93	44 Oliveira, Rui
29	28	14.22	1.9691	12.8373	28.53	30 Miranda, Daniel
30	35	19.66	1.7803	11.6065	25.79	163 Monteiro, David
31	15	17.65	0.8499	5.5407	12.31	160 Trindade, Teofilc

MODIFIED -- Overall Stage Results**Campeonato Regional Sul - 2011**

Printed Maio 22, 2011 at 17:46


**Stage 5 -- Pista 5**

	PTS	TIME	HIT FACTOR	STAGE POINTS	STAGE PERCENT	COMPETITOR # Name
1	45	7.15	6.2937	45.0000	100.00	92 Fernandes, Henrique
2	43	7.30	5.8904	42.1164	93.59	84 Reis, Francisco
3	37	7.75	4.7742	34.1355	75.86	96 Canha, Antonio
4	43	9.35	4.5989	32.8824	73.07	23 Mendes, Artur
5	43	9.46	4.5455	32.5000	72.22	124 Pereira, Joao
6	39	9.04	4.3142	30.8462	68.55	71 Fialho, Domingos
7	33	7.74	4.2636	30.4845	67.74	94 Dias, Paulo
8	35	8.62	4.0603	29.0313	64.51	93 Rodrigues, Jose
9	39	9.62	4.0541	28.9865	64.41	126 Leitao, Vasco
10	39	9.83	3.9674	28.3672	63.04	148 Ramos, Miguel
11	45	12.62	3.5658	25.4952	56.66	22 Simao, Antonio
12	35	10.12	3.4585	24.7283	54.95	70 Branco, Baltazar
13	27	8.67	3.1142	22.2664	49.48	133 Azinheira, Paulo
14	43	13.83	3.1092	22.2307	49.40	132 Ramos, Antonio
15	27	9.93	2.7190	19.4411	43.20	123 Marques, Francisco
16	29	10.79	2.6877	19.2169	42.70	19 Leitao, Orlando
17	40	15.04	2.6596	19.0160	42.26	127 Simoes, Carlos
18	25	9.68	2.5826	18.4659	41.04	177 Correia, Francisco
19	37	14.65	2.5256	18.0580	40.13	10 Cordeiro, Edgar
20	26	10.50	2.4762	17.7048	39.34	97 Caldeira, Antonio
21	20	9.23	2.1668	15.4930	34.43	15 Guerreiro, Vitor
22	18	11.02	1.6334	11.6788	25.95	121 Ferreira, Bryan
23	0	0.00	0.0000	0.0000	0.00	178 Jardim, Joao
24	0	0.00	0.0000	0.0000	0.00	72 Silva, Jose
25	0	0.00	0.0000	0.0000	0.00	28 Mota, Jorge

REVOLVER (STANDARD) -- Overall Stage Results

Campeonato Regional Sul - 2011

Printed Maio 22, 2011 at 17:46



Stage 5 -- Pista 5

	PTS	TIME	HIT FACTOR	STAGE POINTS	STAGE PERCENT	COMPETITOR # Name
1	39	11.40	3.4211	45.0000	100.00	7 Santos, Paulo
2	40	13.92	2.8736	37.7984	84.00	3 Dias, Jaime
3	43	22.44	1.9162	25.2057	56.01	59 Ferreira, Eduardo
4	42	28.38	1.4799	19.4666	43.26	186 Almeida, Fernando
5	40	38.50	1.0390	13.6663	30.37	111 Mota, Pedro
6	20	21.19	0.9438	12.4151	27.59	24 Lourenco, Fernando
7	0	0.00	0.0000	0.0000	0.00	110 Oliveira, Alvaro

OPEN -- Overall Stage Results**Campeonato Regional Sul - 2011**

Printed Maio 22, 2011 at 17:46

**Stage 6 -- Pista 6**

	PTS	TIME	HIT FACTOR	STAGE POINTS	STAGE PERCENT	COMPETITOR # Name
1	41	5.36	7.6493	45.0000	100.00	166 Gaspar, Abel
2	44	7.36	5.9783	35.1697	78.15	11 Monteiro, Emerico
3	38	6.79	5.5965	32.9236	73.16	107 Lamy, Ricardo
4	42	7.51	5.5925	32.9005	73.11	153 Silva, Nelson
5	38	7.17	5.2999	31.1787	69.29	35 Pinto, Joao
6	40	8.88	4.5045	26.4997	58.89	33 Lamy, JMiguel
7	43	9.81	4.3833	25.7865	57.30	32 Santos, Vasco
8	35	8.21	4.2631	25.0795	55.73	8 Santos, Jorge
9	41	10.18	4.0275	23.6935	52.65	56 Braz, Paulo
10	42	10.49	4.0038	23.5541	52.34	39 Silva, Orlando
11	43	10.88	3.9522	23.2505	51.67	106 Marques, Francisco
12	41	10.49	3.9085	22.9933	51.10	108 Bessa, Joao
13	41	11.15	3.6771	21.6323	48.07	36 Rocha, Joao
14	37	10.38	3.5645	20.9700	46.60	34 Guilherme, Assuncao
15	35	11.41	3.0675	18.0458	40.10	98 Viola, Rui
16	35	11.85	2.9536	17.3757	38.61	57 Bicho, Ricardo
17	39	13.56	2.8761	16.9199	37.60	58 Jesus, Fernando
18	41	17.47	2.3469	13.8065	30.68	134 Paiva, Jorge
19	41	17.50	2.3429	13.7829	30.63	74 Castro, Tito
20	0	0.00	0.0000	0.0000	0.00	152 Simoes, Hugo
21	0	0.00	0.0000	0.0000	0.00	73 Ribeiro, Henrique

STANDARD -- Overall Stage Results**Campeonato Regional Sul - 2011**

Printed Maio 22, 2011 at 17:46

**Stage 6 -- Pista 6**

	PTS	TIME	HIT FACTOR	STAGE POINTS	STAGE PERCENT	COMPETITOR # Name
1	42	5.05	8.3168	45.0000	100.00	168 Monteiro, Joao
2	41	5.76	7.1181	38.5138	85.59	167 Silva, Manuel
3	44	6.53	6.7381	36.4581	81.02	49 Jorge, Paulo
4	44	6.66	6.6066	35.7465	79.44	5 Macaneiro, Jose
5	45	6.84	6.5789	35.5968	79.10	136 Correia, Paulo
6	43	6.95	6.1871	33.4764	74.39	47 Macedo, Jose
7	43	7.14	6.0224	32.5855	72.41	161 Vieira, Jorge
8	44	7.66	5.7441	31.0798	69.07	181 Rebelo, Jose
9	45	7.96	5.6533	30.5882	67.97	67 Pinheiro, Jose
10	44	8.00	5.5000	29.7589	66.13	48 Costa, Luis
11	39	7.22	5.4017	29.2268	64.95	150 Verdade, Paulo
12	41	7.88	5.2030	28.1522	62.56	17 Mourao, Antonio
13	45	8.68	5.1843	28.0509	62.34	184 Fernandes, Rui
14	43	8.32	5.1683	27.9640	62.14	77 Lencastre, Luis
15	44	8.63	5.0985	27.5865	61.30	2 Ramalho, Vitor
16	41	8.08	5.0743	27.4554	61.01	90 Ferreira, Porfirio
17	43	8.49	5.0648	27.4041	60.90	113 Vasconcelos, Antonio
18	41	8.13	5.0431	27.2865	60.64	116 Magalhaes, Manuel
19	37	7.36	5.0272	27.2006	60.45	120 Veloso, Joel
20	44	8.79	5.0057	27.0843	60.19	88 Correia, David
21	44	8.90	4.9438	26.7496	59.44	190 Goncalves, Tiago
22	43	8.79	4.8919	26.4688	58.82	118 Novais, Joao
23	41	8.44	4.8578	26.2843	58.41	179 Paixao, Alexandre
24	44	9.28	4.7414	25.6542	57.01	64 Valente, Jose
25	43	9.08	4.7357	25.6234	56.94	187 Sampaio, Mauricio
26	37	7.87	4.7014	25.4379	56.53	82 Pereira, Jose
27	40	8.53	4.6893	25.3726	56.38	9 Gil, Carlos
28	45	9.74	4.6201	24.9982	55.55	66 Albuquerque, Fernando
29	43	9.31	4.6187	24.9904	55.53	80 Martins, Luis
30	41	9.12	4.4956	24.3245	54.05	112 Rebelo, Antonio
31	43	9.60	4.4792	24.2355	53.86	141 Mendes, Jose
32	41	9.38	4.3710	23.6502	52.56	26 Nortadas, Joao
33	40	9.19	4.3526	23.5504	52.33	46 Silva, Abilio
34	37	8.54	4.3326	23.4422	52.09	14 Fernandes, Paulo
35	41	9.60	4.2708	23.1083	51.35	109 Jorge, Jose
36	43	10.20	4.2157	22.8099	50.69	6 Domingos, Fernando
37	43	10.54	4.0797	22.0741	49.05	102 Joaquim, Joao
38	43	10.56	4.0720	22.0323	48.96	61 Lebre, Eugenia
39	45	11.06	4.0687	22.0147	48.92	76 Raposo, Luis
40	41	10.20	4.0196	21.7490	48.33	25 Dias, Maria
41	43	10.72	4.0112	21.7034	48.23	101 Martins, Antonio
42	45	11.60	3.8793	20.9898	46.64	149 Goncalves, Jose
43	45	11.65	3.8627	20.8998	46.44	180 Marques, Jose
44	45	11.69	3.8494	20.8282	46.28	27 Machado, Francisco
45	44	11.50	3.8261	20.7019	46.00	68 Mina, Antonio
46	41	11.30	3.6283	19.6318	43.63	50 Ferraz, Adriano

STANDARD -- Overall Stage Results

Campeonato Regional Sul - 2011

Printed Maio 22, 2011 at 17:46



Stage 6 -- Pista 6

	PTS	TIME	HIT FACTOR	STAGE POINTS	STAGE PERCENT	COMPETITOR # Name
47	41	11.31	3.6251	19.6144	43.59	140 Jorge, Jose
48	41	11.39	3.5996	19.4767	43.28	103 Marques, Joao
49	43	11.98	3.5893	19.4208	43.16	12 Alvelos, Jorge
50	37	10.58	3.4972	18.9222	42.05	100 Farinha, Antonio
51	39	11.72	3.3276	18.0049	40.01	135 Figueiredo, Luis
52	39	11.91	3.2746	17.7177	39.37	43 Araujo, Alfonso
53	43	13.17	3.2650	17.6660	39.26	65 Coelho, Vitor
54	43	13.29	3.2355	17.5064	38.90	151 Silva, Rui
55	33	10.24	3.2227	17.4369	38.75	31 Ribeiro, Lara
56	44	13.71	3.2093	17.3648	38.59	114 Dias, Luis
57	39	12.23	3.1889	17.2541	38.34	138 Damiao, Erenesto
58	41	12.92	3.1734	17.1702	38.16	69 Rodrigues, Fernando
59	37	12.18	3.0378	16.4365	36.53	79 Santos, Jose
60	39	13.64	2.8592	15.4705	34.38	117 Moreira, Virgilio
61	45	15.85	2.8391	15.3617	34.14	137 Azevedo, Antonio
62	43	15.17	2.8345	15.3369	34.08	185 Fonseca, Joao
63	35	13.16	2.6596	14.3902	31.98	91 Correia, Joao
64	37	13.97	2.6485	14.3305	31.85	60 Pinguinha, Cristina
65	37	14.02	2.6391	14.2793	31.73	170 Pinto, Teresa
66	43	16.56	2.5966	14.0496	31.22	143 Belchior, Vasco
67	45	18.07	2.4903	13.4744	29.94	145 Borrego, Jose
68	30	13.16	2.2796	12.3345	27.41	75 Goncalves, Jose
69	41	18.44	2.2234	12.0303	26.73	81 Valente, Carlos
70	45	21.98	2.0473	11.0774	24.62	139 Duarte, Helder
71	43	21.48	2.0019	10.8315	24.07	144 Gomes, Jorge
72	43	23.57	1.8244	9.8711	21.94	62 Azevedo, Artur
73	20	12.21	1.6380	8.8628	19.70	83 Sousa, Joao
74	9	12.28	0.7329	3.9655	8.81	175 Martins, Luis
75	3	24.80	0.1210	0.6545	1.45	146 Nogueira, Luis
76	0	0.00	0.0000	0.0000	0.00	87 Quinto, Maria
77	0	0.00	0.0000	0.0000	0.00	162 Varela, Fernando
78	0	0.00	0.0000	0.0000	0.00	155 Tavares, Sandra

PRODUCTION -- Overall Stage Results

Campeonato Regional Sul - 2011

Printed Maio 22, 2011 at 17:46




Stage 6 -- Pista 6

	PTS	TIME	HIT FACTOR	STAGE POINTS	STAGE PERCENT	COMPETITOR # Name
1	45	5.83	7.7187	45.0000	100.00	171 Borges, Bruno
2	45	7.19	6.2587	36.4882	81.08	1 Diogo, Nuno
3	43	7.16	6.0056	35.0126	77.81	158 Goncalves, Paulo
4	37	6.36	5.8176	33.9167	75.37	130 Santos, Joao
5	39	7.00	5.5714	32.4814	72.18	21 Braz, Rui
6	43	7.81	5.5058	32.0986	71.33	85 Guimaraes, Jose
7	45	8.28	5.4348	31.6848	70.41	157 Neves, Luis
8	39	7.25	5.3793	31.3614	69.69	86 Gomes, Pedro
9	43	8.15	5.2761	30.7595	68.35	165 Pereira, Luis
10	39	7.86	4.9618	28.9275	64.28	191 Costa, Jose
11	41	8.37	4.8984	28.5579	63.46	164 Silva, Fernando
12	43	8.86	4.8533	28.2946	62.88	176 Sacadura, Antonio
13	43	8.88	4.8423	28.2309	62.74	30 Miranda, Daniel
14	45	9.38	4.7974	27.9691	62.15	129 Araujo, Alvaro
15	45	9.57	4.7022	27.4138	60.92	18 Whitfield, Justin
16	41	8.76	4.6804	27.2865	60.64	13 Alegre, Paulo
17	37	8.07	4.5849	26.7299	59.40	29 Sousa, Alexandre
18	43	9.97	4.3129	25.1444	55.88	182 Pipa, Ricardo
19	41	9.58	4.2797	24.9509	55.45	163 Monteiro, David
20	43	10.18	4.2240	24.6257	54.72	44 Oliveira, Rui
21	43	10.19	4.2198	24.6016	54.67	131 Pires, Joao
22	41	9.77	4.1965	24.4657	54.37	4 Faria, Jorge
23	45	10.98	4.0984	23.8934	53.10	20 Ferreira, Carlos
24	35	8.79	3.9818	23.2139	51.59	172 Miranda, Miguel
25	41	10.67	3.8425	22.4021	49.78	40 Azevedo, Pedro
26	41	11.06	3.7071	21.6121	48.03	41 Bruno, Rui
27	41	11.10	3.6937	21.5342	47.85	104 Cruz, Carlos
28	35	9.87	3.5461	20.6738	45.94	159 Diogo, Paulo
29	35	10.13	3.4551	20.1431	44.76	189 David, Lourenco
30	45	19.72	2.2819	13.3038	29.56	160 Trindade, Teofilc
31	15	8.18	1.8337	10.6907	23.76	128 Quintino, Fernando

MODIFIED -- Overall Stage Results**Campeonato Regional Sul - 2011**

Printed Maio 22, 2011 at 17:46


**Stage 6 -- Pista 6**

	PTS	TIME	HIT FACTOR	STAGE POINTS	STAGE PERCENT	COMPETITOR # Name
1	45	5.98	7.5251	45.0000	100.00	92 Fernandes, Henrique
2	44	7.34	5.9946	35.8474	79.66	127 Simoes, Carlos
3	41	7.06	5.8074	34.7280	77.17	93 Rodrigues, Jose
4	43	7.63	5.6356	33.7012	74.89	23 Mendes, Artur
5	37	6.68	5.5389	33.1228	73.61	84 Reis, Francisco
6	41	7.41	5.5331	33.0877	73.53	121 Ferreira, Bryan
7	43	7.79	5.5199	33.0090	73.35	126 Leitao, Vasco
8	35	6.48	5.4012	32.2994	71.78	19 Leitao, Orlando
9	43	8.15	5.2761	31.5509	70.11	132 Ramos, Antonio
10	41	8.08	5.0743	30.3441	67.43	15 Guerreiro, Vitor
11	41	8.13	5.0431	30.1574	67.02	133 Azinheira, Paulo
12	43	8.63	4.9826	29.7961	66.21	96 Canha, Antonio
13	41	8.29	4.9457	29.5754	65.72	124 Pereira, Joao
14	41	8.60	4.7674	28.5093	63.35	70 Branco, Baltazar
15	41	8.61	4.7619	28.4762	63.28	123 Marques, Francisco
16	41	8.83	4.6433	27.7667	61.70	148 Ramos, Miguel
17	39	8.53	4.5721	27.3411	60.76	71 Fialho, Domingos
18	43	10.06	4.2744	25.5606	56.80	177 Correia, Francisco
19	41	9.98	4.1082	24.5671	54.59	97 Caldeira, Antonio
20	45	11.06	4.0687	24.3309	54.07	22 Simao, Antonio
21	37	9.72	3.8066	22.7634	50.59	94 Dias, Paulo
22	45	19.22	2.3413	14.0010	31.11	10 Cordeiro, Edgar
23	0	0.00	0.0000	0.0000	0.00	72 Silva, Jose
24	0	0.00	0.0000	0.0000	0.00	178 Jardim, Joao
25	0	0.00	0.0000	0.0000	0.00	28 Mota, Jorge

REVOLVER (STANDARD) -- Overall Stage Results

Campeonato Regional Sul - 2011

Printed Maio 22, 2011 at 17:46



Stage 6 -- Pista 6

	PTS	TIME	HIT FACTOR	STAGE POINTS	STAGE PERCENT	COMPETITOR # Name
1	43	9.09	4.7305	45.0000	100.00	7 Santos, Paulo
2	43	11.01	3.9055	37.1526	82.56	3 Dias, Jaime
3	44	15.85	2.7760	26.4077	58.68	111 Mota, Pedro
4	43	15.72	2.7354	26.0210	57.82	59 Ferreira, Eduardo
5	43	19.62	2.1916	20.8486	46.33	24 Lourenco, Fernando
6	44	25.84	1.7028	16.1982	36.00	186 Almeida, Fernando
7	0	0.00	0.0000	0.0000	0.00	110 Oliveira, Alvaro

OPEN -- Overall Stage Results

Campeonato Regional Sul - 2011

Printed Maio 22, 2011 at 17:46



Stage 7 -- Pista 7

	PTS	TIME	HIT FACTOR	STAGE POINTS	STAGE PERCENT	COMPETITOR # Name
1	77	11.42	6.7426	80.0000	100.00	35 Pinto, Joao
2	78	11.74	6.6440	78.8301	98.54	166 Gaspar, Abel
3	75	13.18	5.6904	67.5167	84.40	153 Silva, Nelson
4	73	13.98	5.2217	61.9557	77.44	107 Lamy, Ricardo
5	72	16.86	4.2705	50.6688	63.34	33 Lamy, JMiguel
6	71	18.77	3.7826	44.8807	56.10	11 Monteiro, Emerico
7	66	17.54	3.7628	44.6457	55.81	98 Viola, Rui
8	64	17.01	3.7625	44.6417	55.80	57 Bicho, Ricardo
9	76	21.41	3.5497	42.1175	52.65	8 Santos, Jorge
10	76	22.54	3.3718	40.0060	50.01	39 Silva, Orlando
11	67	20.03	3.3450	39.6880	49.61	108 Bessa, Joao
12	75	23.27	3.2230	38.2411	47.80	106 Marques, Francisco
13	64	20.18	3.1715	37.6291	47.04	32 Santos, Vasco
14	75	25.25	2.9703	35.2424	44.05	36 Rocha, Joao
15	68	23.28	2.9210	34.6570	43.32	56 Braz, Paulo
16	51	21.34	2.3899	28.3558	35.44	34 Guilherme, Assuncao
17	66	30.23	2.1833	25.9043	32.38	134 Paiva, Jorge
18	76	37.30	2.0375	24.1752	30.22	74 Castro, Tito
19	70	51.03	1.3717	16.2756	20.34	58 Jesus, Fernando
20	62	69.18	0.8962	10.6335	13.29	73 Ribeiro, Henrique
21	0	0.00	0.0000	0.0000	0.00	152 Simoes, Hugo

STANDARD -- Overall Stage Results

Campeonato Regional Sul - 2011

Printed Maio 22, 2011 at 17:46



Stage 7 -- Pista 7

	PTS	TIME	HIT FACTOR	STAGE POINTS	STAGE PERCENT	COMPETITOR # Name
1	74	11.81	6.2659	80.0000	100.00	136 Correia, Paulo
2	76	12.48	6.0897	77.7512	97.19	168 Monteiro, Joao
3	74	12.32	6.0065	76.6883	95.86	49 Jorge, Paulo
4	74	12.46	5.9390	75.8267	94.78	167 Silva, Manuel
5	78	13.45	5.7993	74.0424	92.55	2 Ramalho, Vitor
6	78	14.36	5.4318	69.3503	86.69	5 Macaneiro, Jose
7	74	15.18	4.8748	62.2398	77.80	48 Costa, Luis
8	77	17.23	4.4689	57.0576	71.32	46 Silva, Abilio
9	64	14.42	4.4383	56.6660	70.83	161 Vieira, Jorge
10	68	15.38	4.4213	56.4496	70.56	180 Marques, Jose
11	72	16.34	4.4064	56.2586	70.32	26 Nortadas, Joao
12	62	14.12	4.3909	56.0616	70.08	14 Fernandes, Paulo
13	77	17.94	4.2921	54.7995	68.50	187 Sampaio, Mauricio
14	69	16.18	4.2645	54.4476	68.06	179 Paixao, Alexandre
15	76	18.09	4.2012	53.6393	67.05	149 Goncalves, Jose
16	75	17.86	4.1993	53.6152	67.02	181 Rebelo, Jose
17	78	19.06	4.0923	52.2492	65.31	77 Lencastre, Luis
18	68	16.84	4.0380	51.5555	64.44	67 Pinheiro, Jose
19	70	17.34	4.0369	51.5415	64.43	112 Rebelo, Antonio
20	66	16.40	4.0244	51.3817	64.23	12 Alvelos, Jorge
21	60	14.96	4.0107	51.2068	64.01	90 Ferreira, Porfirio
22	70	18.71	3.7413	47.7675	59.71	82 Pereira, Jose
23	73	20.07	3.6373	46.4391	58.05	47 Macedo, Jose
24	66	18.17	3.6324	46.3764	57.97	118 Novais, Joao
25	80	22.14	3.6134	46.1339	57.67	66 Albuquerque, Fernando
26	62	17.50	3.5429	45.2337	56.54	150 Verdade, Paulo
27	68	19.42	3.5015	44.7062	55.88	120 Veloso, Joel
28	72	20.82	3.4582	44.1530	55.19	151 Silva, Rui
29	74	22.24	3.3273	42.4820	53.10	116 Magalhaes, Manuel
30	59	17.88	3.2998	42.1301	52.66	64 Valente, Jose
31	74	22.78	3.2485	41.4750	51.84	88 Correia, David
32	73	22.54	3.2387	41.3502	51.69	113 Vasconcelos, Antonio
33	66	20.67	3.1930	40.7673	50.96	109 Jorge, Jose
34	70	22.39	3.1264	39.9165	49.90	9 Gil, Carlos
35	72	23.38	3.0796	39.3184	49.15	27 Machado, Francisco
36	74	24.21	3.0566	39.0252	48.78	101 Martins, Antonio
37	73	24.56	2.9723	37.9492	47.44	25 Dias, Maria
38	64	22.30	2.8700	36.6423	45.80	141 Mendes, Jose
39	61	22.69	2.6884	34.3244	42.91	139 Duarte, Helder
40	55	20.70	2.6570	33.9235	42.40	76 Raposo, Luis
41	61	22.99	2.6533	33.8765	42.35	68 Mina, Antonio
42	74	28.15	2.6288	33.5631	41.95	6 Domingos, Fernando
43	75	28.60	2.6224	33.4814	41.85	114 Dias, Luis
44	74	28.42	2.6038	33.2442	41.56	69 Rodrigues, Fernando
45	74	28.75	2.5739	32.8626	41.08	184 Fernandes, Rui
46	58	22.56	2.5709	32.8244	41.03	190 Goncalves, Tiago

STANDARD -- Overall Stage Results

Campeonato Regional Sul - 2011

Printed Maio 22, 2011 at 17:46



Stage 7 -- Pista 7

	PTS	TIME	HIT FACTOR	STAGE POINTS	STAGE PERCENT	COMPETITOR # Name
47	70	27.27	2.5669	32.7734	40.97	61 Lebre, Eugenia
48	74	29.29	2.5265	32.2567	40.32	91 Correia, Joao
49	53	22.40	2.3661	30.2090	37.76	79 Santos, Jose
50	74	31.34	2.3612	30.1468	37.68	43 Araujo, Alfonso
51	66	28.22	2.3388	29.8604	37.33	100 Farinha, Antonio
52	72	31.45	2.2893	29.2294	36.54	137 Azevedo, Antonio
53	72	32.55	2.2120	28.2416	35.30	170 Pinto, Teresa
54	56	25.42	2.2030	28.1268	35.16	103 Marques, Joao
55	70	31.94	2.1916	27.9815	34.98	17 Mourao, Antonio
56	68	31.17	2.1816	27.8535	34.82	60 Pinguinha, Cristina
57	68	31.26	2.1753	27.7733	34.72	140 Jorge, Jose
58	80	36.87	2.1698	27.7029	34.63	145 Borrego, Jose
59	70	32.46	2.1565	27.5333	34.42	138 Damiao, Erenesto
60	78	37.58	2.0756	26.5000	33.13	81 Valente, Carlos
61	78	39.95	1.9524	24.9279	31.16	146 Nogueira, Luis
62	64	33.16	1.9300	24.6419	30.80	31 Ribeiro, Lara
63	78	40.69	1.9169	24.4746	30.59	102 Joaquim, Joao
64	70	36.66	1.9094	24.3789	30.47	143 Belchior, Vasco
65	66	34.62	1.9064	24.3403	30.43	175 Martins, Luis
66	55	29.53	1.8625	23.7798	29.72	185 Fonseca, Joao
67	66	36.53	1.8067	23.0676	28.83	117 Moreira, Virgilio
68	64	35.91	1.7822	22.7548	28.44	135 Figueiredo, Luis
69	46	27.39	1.6794	21.4424	26.80	75 Goncalves, Jose
70	40	24.23	1.6508	21.0773	26.35	83 Sousa, Joao
71	47	29.82	1.5761	20.1233	25.15	80 Martins, Luis
72	66	42.22	1.5632	19.9588	24.95	50 Ferraz, Adriano
73	76	49.64	1.5310	19.5474	24.43	144 Gomes, Jorge
74	58	49.80	1.1647	14.8699	18.59	62 Azevedo, Artur
75	0	0.00	0.0000	0.0000	0.00	87 Quinto, Maria
76	0	0.00	0.0000	0.0000	0.00	65 Coelho, Vitor
77	0	0.00	0.0000	0.0000	0.00	162 Varela, Fernando
78	0	0.00	0.0000	0.0000	0.00	155 Tavares, Sandra

PRODUCTION -- Overall Stage Results

Campeonato Regional Sul - 2011

Printed Maio 22, 2011 at 17:46



Stage 7 -- Pista 7

	PTS	TIME	HIT FACTOR	STAGE POINTS	STAGE PERCENT	COMPETITOR # Name
1	72	14.50	4.9655	80.0000	100.00	21 Braz, Rui
2	76	15.60	4.8718	78.4900	98.11	1 Diogo, Nuno
3	72	15.07	4.7777	76.9741	96.22	85 Guimaraes, Jose
4	74	15.72	4.7074	75.8411	94.80	44 Oliveira, Rui
5	70	15.01	4.6636	75.1351	93.92	29 Sousa, Alexandre
6	78	16.73	4.6623	75.1146	93.89	131 Pires, Joao
7	68	15.07	4.5123	72.6978	90.87	130 Santos, Joao
8	62	14.42	4.2996	69.2711	86.59	163 Monteiro, David
9	72	17.16	4.1958	67.5991	84.50	164 Silva, Fernando
10	76	18.17	4.1827	67.3882	84.24	182 Pipa, Ricardo
11	70	17.02	4.1128	66.2619	82.83	13 Alegre, Paulo
12	74	18.23	4.0592	65.3989	81.75	128 Quintino, Fernando
13	70	17.52	3.9954	64.3709	80.46	158 Goncalves, Paulo
14	76	19.31	3.9358	63.4099	79.26	191 Costa, Jose
15	70	17.86	3.9194	63.1455	78.93	159 Diogo, Paulo
16	78	20.05	3.8903	62.6766	78.35	18 Whitfield, Justin
17	59	15.53	3.7991	61.2077	76.51	176 Sacadura, Antonio
18	70	18.59	3.7655	60.6658	75.83	86 Gomes, Pedro
19	68	18.60	3.6559	58.9008	73.63	165 Pereira, Luis
20	70	19.20	3.6458	58.7384	73.42	172 Miranda, Miguel
21	74	20.40	3.6275	58.4423	73.05	157 Neves, Luis
22	64	18.33	3.4915	56.2527	70.32	189 David, Lourenco
23	55	16.22	3.3909	54.6308	68.29	41 Bruno, Rui
24	78	23.38	3.3362	53.7496	67.19	40 Azevedo, Pedro
25	80	24.25	3.2990	53.1501	66.44	104 Cruz, Carlos
26	76	24.96	3.0449	49.0563	61.32	171 Borges, Bruno
27	72	23.99	3.0013	48.3535	60.44	129 Araujo, Alvaro
28	72	25.03	2.8765	46.3444	57.93	20 Ferreira, Carlos
29	66	25.84	2.5542	41.1507	51.44	30 Miranda, Daniel
30	70	31.48	2.2236	35.8252	44.78	4 Faria, Jorge
31	70	45.87	1.5261	24.5864	30.73	160 Trindade, Teofilic

MODIFIED -- Overall Stage Results**Campeonato Regional Sul - 2011**

Printed Maio 22, 2011 at 17:46


**Stage 7 -- Pista 7**

	PTS	TIME	HIT FACTOR	STAGE POINTS	STAGE PERCENT	COMPETITOR # Name
1	78	10.16	7.6772	80.0000	100.00	92 Fernandes, Henrique
2	72	13.49	5.3373	55.6173	69.52	84 Reis, Francisco
3	72	14.24	5.0562	52.6880	65.86	127 Simoes, Carlos
4	77	16.15	4.7678	49.6829	62.10	132 Ramos, Antonio
5	66	14.73	4.4807	46.6907	58.36	19 Leitao, Orlando
6	66	14.79	4.4625	46.5013	58.13	71 Fialho, Domingos
7	66	16.11	4.0968	42.6911	53.36	124 Pereira, Joao
8	78	19.85	3.9295	40.9471	51.18	133 Azinheira, Paulo
9	70	18.04	3.8803	40.4344	50.54	94 Dias, Paulo
10	70	18.60	3.7634	39.2170	49.02	177 Correia, Francisco
11	70	21.10	3.3175	34.5704	43.21	96 Canha, Antonio
12	54	16.47	3.2787	34.1656	42.71	97 Caldeira, Antonio
13	68	21.98	3.0937	32.2382	40.30	126 Leitao, Vasco
14	74	23.94	3.0911	32.2104	40.26	23 Mendes, Artur
15	76	24.84	3.0596	31.8824	39.85	93 Rodrigues, Jose
16	62	21.20	2.9245	30.4751	38.09	121 Ferreira, Bryan
17	64	22.90	2.7948	29.1228	36.40	15 Guerreiro, Vitor
18	58	21.78	2.6630	27.7498	34.69	70 Branco, Baltazar
19	76	31.07	2.4461	25.4895	31.86	22 Simao, Antonio
20	45	18.50	2.4324	25.3472	31.68	123 Marques, Francisco
21	70	30.56	2.2906	23.8690	29.84	148 Ramos, Miguel
22	64	31.10	2.0579	21.4441	26.81	10 Cordeiro, Edgar
23	70	35.99	1.9450	20.2677	25.33	72 Silva, Jose
24	0	0.00	0.0000	0.0000	0.00	178 Jardim, Joao
25	0	0.00	0.0000	0.0000	0.00	28 Mota, Jorge

REVOLVER (STANDARD) -- Overall Stage Results

Campeonato Regional Sul - 2011

Printed Maio 22, 2011 at 17:46



Stage 7 -- Pista 7

	PTS	TIME	HIT FACTOR	STAGE POINTS	STAGE PERCENT	COMPETITOR # Name
1	73	19.41	3.7609	80.0000	100.00	7 Santos, Paulo
2	79	22.50	3.5111	74.6857	93.36	3 Dias, Jaime
3	74	30.92	2.3933	50.9079	63.63	59 Ferreira, Eduardo
4	65	31.15	2.0867	44.3862	55.48	111 Mota, Pedro
5	64	44.36	1.4427	30.6889	38.36	24 Lourenco, Fernando
6	79	70.44	1.1215	23.8562	29.82	186 Almeida, Fernando
7	0	0.00	0.0000	0.0000	0.00	110 Oliveira, Alvaro

OPEN -- Overall Stage Results**Campeonato Regional Sul - 2011**

Printed Maio 22, 2011 at 17:46

**Stage 8 -- Pista 8**

	PTS	TIME	HIT FACTOR	STAGE POINTS	STAGE PERCENT	COMPETITOR # Name
1	41	6.11	6.7103	45.0000	100.00	11 Monteiro, Emerico
2	43	6.60	6.5152	43.6912	97.09	166 Gaspar, Abel
3	37	6.11	6.0556	40.6098	90.24	35 Pinto, Joao
4	44	7.60	5.7895	38.8248	86.28	107 Lamy, Ricardo
5	43	7.48	5.7487	38.5511	85.67	8 Santos, Jorge
6	38	6.86	5.5394	37.1475	82.55	33 Lamy, JMiguel
7	43	8.76	4.9087	32.9181	73.15	153 Silva, Nelson
8	44	9.65	4.5596	30.5770	67.95	39 Silva, Orlando
9	35	8.74	4.0046	26.8551	59.68	56 Braz, Paulo
10	45	14.72	3.0571	20.5010	45.56	74 Castro, Tito
11	33	10.91	3.0247	20.2843	45.08	98 Viola, Rui
12	39	13.33	2.9257	19.6202	43.60	36 Rocha, Joao
13	44	18.97	2.3195	15.5545	34.57	106 Marques, Francisco
14	20	9.27	2.1575	14.4684	32.15	34 Guilherme, Assuncao
15	24	11.16	2.1505	14.4217	32.05	57 Bicho, Ricardo
16	25	12.77	1.9577	13.1286	29.17	108 Bessa, Joao
17	39	21.39	1.8233	12.2271	27.17	134 Paiva, Jorge
18	43	27.78	1.5479	10.3802	23.07	32 Santos, Vasco
19	35	63.83	0.5483	3.6772	8.17	58 Jesus, Fernando
20	24	50.63	0.4740	3.1789	7.06	73 Ribeiro, Henrique
21	0	0.00	0.0000	0.0000	0.00	152 Simoes, Hugo

STANDARD -- Overall Stage Results

Campeonato Regional Sul - 2011

Printed Maio 22, 2011 at 17:46



Stage 8 -- Pista 8

	PTS	TIME	HIT FACTOR	STAGE POINTS	STAGE PERCENT	COMPETITOR # Name
1	38	6.09	6.2397	45.0000	100.00	168 Monteiro, Joao
2	42	6.88	6.1047	44.0258	97.84	5 Macaneiro, Jose
3	45	7.55	5.9603	42.9845	95.52	136 Correia, Paulo
4	39	6.56	5.9451	42.8753	95.28	167 Silva, Manuel
5	43	7.54	5.7029	41.1285	91.40	48 Costa, Luis
6	44	7.80	5.6410	40.6822	90.40	47 Macedo, Jose
7	39	7.81	4.9936	36.0130	80.03	49 Jorge, Paulo
8	40	8.33	4.8019	34.6307	76.96	46 Silva, Abilio
9	37	7.90	4.6835	33.7770	75.06	161 Vieira, Jorge
10	37	8.22	4.5012	32.4621	72.14	181 Rebelo, Jose
11	37	8.29	4.4632	32.1880	71.53	90 Ferreira, Porfirio
12	45	10.38	4.3353	31.2652	69.48	66 Albuquerque, Fernando
13	43	10.21	4.2116	30.3731	67.50	67 Pinheiro, Jose
14	43	10.25	4.1951	30.2546	67.23	17 Mourao, Antonio
15	41	10.09	4.0634	29.3048	65.12	2 Ramalho, Vitor
16	41	10.47	3.9160	28.2412	62.76	79 Santos, Jose
17	35	8.94	3.9150	28.2343	62.74	150 Verdade, Paulo
18	43	11.13	3.8634	27.8625	61.92	187 Sampaio, Mauricio
19	39	10.33	3.7754	27.2277	60.51	6 Domingos, Fernando
20	41	11.23	3.6509	26.3300	58.51	14 Fernandes, Paulo
21	41	11.37	3.6060	26.0058	57.79	113 Vasconcelos, Antonio
22	39	11.77	3.3135	23.8965	53.10	31 Ribeiro, Lara
23	41	12.42	3.3011	23.8072	52.90	137 Azevedo, Antonio
24	39	12.35	3.1579	22.7742	50.61	82 Pereira, Jose
25	41	13.32	3.0781	22.1986	49.33	162 Varela, Fernando
26	27	8.94	3.0201	21.7807	48.40	179 Paixao, Alexandre
27	41	13.61	3.0125	21.7256	48.28	68 Mina, Antonio
28	25	8.60	2.9070	20.9647	46.59	190 Goncalves, Tiago
29	43	14.98	2.8705	20.7015	46.00	149 Goncalves, Jose
30	37	13.21	2.8009	20.1997	44.89	112 Rebelo, Antonio
31	39	14.10	2.7660	19.9476	44.33	180 Marques, Jose
32	40	14.49	2.7605	19.9085	44.24	114 Dias, Luis
33	41	14.97	2.7388	19.7519	43.89	101 Martins, Antonio
34	37	13.66	2.7086	19.5343	43.41	81 Valente, Carlos
35	43	15.93	2.6993	19.4670	43.26	184 Fernandes, Rui
36	37	13.81	2.6792	19.3221	42.94	88 Correia, David
37	26	9.72	2.6749	19.2909	42.87	43 Araujo, Alfonso
38	39	14.77	2.6405	19.0428	42.32	75 Goncalves, Jose
39	33	12.72	2.5943	18.7100	41.58	170 Pinto, Teresa
40	24	9.26	2.5918	18.6916	41.54	9 Gil, Carlos
41	43	16.76	2.5656	18.5029	41.12	116 Magalhaes, Manuel
42	43	17.41	2.4698	17.8121	39.58	145 Borrego, Jose
43	24	10.01	2.3976	17.2911	38.42	12 Alvelos, Jorge
44	41	17.74	2.3112	16.6677	37.04	103 Marques, Joao
45	43	19.16	2.2443	16.1852	35.97	146 Nogueira, Luis
46	33	15.23	2.1668	15.6264	34.73	69 Rodrigues, Fernando

STANDARD -- Overall Stage Results**Campeonato Regional Sul - 2011**

Printed Maio 22, 2011 at 17:46

**Stage 8 -- Pista 8**

	PTS	TIME	HIT FACTOR	STAGE POINTS	STAGE PERCENT	COMPETITOR # Name
47	33	15.60	2.1154	15.2558	33.90	26 Nortadas, Joao
48	33	15.63	2.1113	15.2265	33.84	100 Farinha, Antonio
49	31	15.20	2.0395	14.7084	32.69	140 Jorge, Jose
50	33	16.38	2.0147	14.5294	32.29	77 Lencastre, Luis
51	39	20.08	1.9422	14.0071	31.13	151 Silva, Rui
52	39	20.93	1.8634	13.4382	29.86	120 Veloso, Joel
53	39	21.26	1.8344	13.2296	29.40	135 Figueiredo, Luis
54	30	19.33	1.5520	11.1927	24.87	27 Machado, Francisco
55	14	9.55	1.4660	10.5723	23.49	139 Duarte, Helder
56	41	29.39	1.3950	10.0608	22.36	175 Martins, Luis
57	29	21.42	1.3539	9.7639	21.70	117 Moreira, Virgilio
58	35	25.97	1.3477	9.7195	21.60	109 Jorge, Jose
59	18	13.48	1.3353	9.6301	21.40	185 Fonseca, Joao
60	20	16.39	1.2203	8.8003	19.56	141 Mendes, Jose
61	41	34.78	1.1788	8.5016	18.89	144 Gomes, Jorge
62	13	11.90	1.0924	7.8785	17.51	25 Dias, Maria
63	37	34.50	1.0725	7.7344	17.19	138 Damiao, Erenesto
64	39	40.97	0.9519	6.8651	15.26	143 Belchior, Vasco
65	41	45.07	0.9097	6.5606	14.58	62 Azevedo, Artur
66	26	29.71	0.8751	6.3113	14.03	50 Ferraz, Adriano
67	13	15.45	0.8414	6.0682	13.48	118 Novais, Joao
68	35	45.25	0.7735	5.5782	12.40	61 Lebre, Eugenia
69	18	25.95	0.6936	5.0024	11.12	76 Raposo, Luis
70	37	54.74	0.6759	4.8746	10.83	91 Correia, Joao
71	20	38.35	0.5215	3.7611	8.36	60 Pinguinha, Cristina
72	18	35.41	0.5083	3.6660	8.15	80 Martins, Luis
73	0	0.00	0.0000	0.0000	0.00	64 Valente, Jose
74	0	0.00	0.0000	0.0000	0.00	155 Tavares, Sandra
75	0	0.00	0.0000	0.0000	0.00	87 Quinto, Maria
76	0	0.00	0.0000	0.0000	0.00	65 Coelho, Vitor
77	0	20.63	0.0000	0.0000	0.00	102 Joaquim, Joao
78	0	29.74	0.0000	0.0000	0.00	83 Sousa, Joao

PRODUCTION -- Overall Stage Results

Campeonato Regional Sul - 2011

Printed Maio 22, 2011 at 17:46



Stage 8 -- Pista 8

	PTS	TIME	HIT FACTOR	STAGE POINTS	STAGE PERCENT	COMPETITOR # Name
1	45	8.15	5.5215	45.0000	100.00	1 Diogo, Nuno
2	39	7.65	5.0980	41.5490	92.33	158 Goncalves, Paulo
3	43	8.87	4.8478	39.5096	87.80	21 Braz, Rui
4	41	8.51	4.8179	39.2656	87.26	171 Borges, Bruno
5	45	9.90	4.5455	37.0455	82.32	165 Pereira, Luis
6	45	10.31	4.3647	35.5723	79.05	85 Guimaraes, Jose
7	39	9.20	4.2391	34.5489	76.78	29 Sousa, Alexandre
8	37	8.88	4.1667	33.9583	75.46	164 Silva, Fernando
9	39	9.37	4.1622	33.9221	75.38	157 Neves, Luis
10	35	8.41	4.1617	33.9180	75.37	130 Santos, Joao
11	37	9.15	4.0437	32.9563	73.24	128 Quintino, Fernando
12	39	9.65	4.0415	32.9378	73.20	18 Whitfield, Justin
13	41	10.94	3.7477	30.5439	67.88	159 Diogo, Paulo
14	37	10.33	3.5818	29.1917	64.87	41 Bruno, Rui
15	39	11.22	3.4759	28.3289	62.95	131 Pires, Joao
16	35	10.30	3.3981	27.6942	61.54	172 Miranda, Miguel
17	37	10.90	3.3945	27.6651	61.48	129 Araujo, Alvaro
18	45	13.63	3.3015	26.9076	59.79	13 Alegre, Paulo
19	26	7.89	3.2953	26.8568	59.68	176 Sacadura, Antonio
20	41	13.06	3.1394	25.5858	56.86	40 Azevedo, Pedro
21	39	12.60	3.0952	25.2262	56.06	20 Ferreira, Carlos
22	28	10.00	2.8000	22.8200	50.71	86 Gomes, Pedro
23	28	10.45	2.6794	21.8373	48.53	104 Cruz, Carlos
24	39	16.31	2.3912	19.4880	43.31	30 Miranda, Daniel
25	31	13.71	2.2611	18.4282	40.95	189 David, Lourenco
26	30	13.71	2.1882	17.8337	39.63	182 Pipa, Ricardo
27	43	19.85	2.1662	17.6549	39.23	160 Trindade, Teofilc
28	41	28.34	1.4467	11.7908	26.20	163 Monteiro, David
29	26	21.79	1.1932	9.7246	21.61	44 Oliveira, Rui
30	8	16.12	0.4963	4.0447	8.99	4 Faria, Jorge
31	0	4.46	0.0000	0.0000	0.00	191 Costa, Jose

MODIFIED -- Overall Stage Results**Campeonato Regional Sul - 2011**

Printed Maio 22, 2011 at 17:46

**Stage 8 -- Pista 8**

	PTS	TIME	HIT FACTOR	STAGE POINTS	STAGE PERCENT	COMPETITOR # Name
1	43	8.39	5.1251	45.0000	100.00	133 Azinheira, Paulo
2	45	8.79	5.1195	44.9500	99.89	92 Fernandes, Henrique
3	39	7.76	5.0258	44.1275	98.06	71 Fialho, Domingos
4	43	8.59	5.0058	43.9523	97.67	177 Correia, Francisco
5	42	9.09	4.6205	40.5687	90.15	127 Simoes, Carlos
6	41	9.66	4.2443	37.2660	82.81	84 Reis, Francisco
7	40	9.45	4.2328	37.1650	82.59	23 Mendes, Artur
8	37	8.79	4.2093	36.9589	82.13	97 Caldeira, Antonio
9	39	9.58	4.0710	35.7442	79.43	148 Ramos, Miguel
10	41	10.09	4.0634	35.6779	79.28	124 Pereira, Joao
11	45	11.96	3.7625	33.0360	73.41	28 Mota, Jorge
12	41	11.88	3.4512	30.3022	67.34	70 Branco, Baltazar
13	41	12.04	3.4053	29.8995	66.44	15 Guerreiro, Vitor
14	43	13.95	3.0824	27.0645	60.14	94 Dias, Paulo
15	28	10.42	2.6871	23.5937	52.43	123 Marques, Francisco
16	35	13.36	2.6198	23.0021	51.12	93 Rodrigues, Jose
17	41	15.79	2.5966	22.7986	50.66	10 Cordeiro, Edgar
18	35	14.50	2.4138	21.1937	47.10	19 Leitao, Orlando
19	41	17.32	2.3672	20.7846	46.19	132 Ramos, Antonio
20	39	20.45	1.9071	16.7447	37.21	22 Simao, Antonio
21	26	15.57	1.6699	14.6619	32.58	96 Canha, Antonio
22	22	13.48	1.6320	14.3298	31.84	121 Ferreira, Bryan
23	26	19.41	1.3395	11.7613	26.14	178 Jardim, Joao
24	29	22.41	1.2941	11.3622	25.25	126 Leitao, Vasco
25	0	0.00	0.0000	0.0000	0.00	72 Silva, Jose

REVOLVER (STANDARD) -- Overall Stage Results

Campeonato Regional Sul - 2011

Printed Maio 22, 2011 at 17:46



Stage 8 -- Pista 8

	PTS	TIME	HIT FACTOR	STAGE POINTS	STAGE PERCENT	COMPETITOR # Name
1	45	13.32	3.3784	45.0000	100.00	3 Dias, Jaime
2	42	16.64	2.5240	33.6202	74.71	7 Santos, Paulo
3	45	21.73	2.0709	27.5840	61.30	59 Ferreira, Eduardo
4	43	28.42	1.5130	20.1534	44.79	186 Almeida, Fernando
5	39	37.90	1.0290	13.7066	30.46	111 Mota, Pedro
6	39	40.92	0.9531	12.6950	28.21	24 Lourenco, Fernando
7	0	0.00	0.0000	0.0000	0.00	110 Oliveira, Alvaro



Disqualified Shooters

No.	Name
------------	-------------

37	Lamy, Joao
42	Vitorino, Jose
45	Goncalves, Sergio
51	Dias, Joao
52	Julio, Joaquim
53	Botas, Carlos
63	Guilherme, Helder
89	Correia, Henrique
99	Simoese, Jorge
122	Lopes, Fernando
125	Araujo, Luis
142	Claro, Pedro
183	Sousa, Jose