

# OPEN -- Overall Stage Results

## 2011 Campeonato Regional Norte

Printed Abril 18, 2011 at 23:16



### Stage 1 -- PISTA 1

	<b>PTS</b>	<b>TIME</b>	<b>HIT FACTOR</b>	<b>STAGE POINTS</b>	<b>STAGE PERCENT</b>	<b>COMPETITOR # Name</b>
1	147	22,24	6,6097	155,0000	100,00	3472 GASPAR, Abel
2	143	24,11	5,9311	139,0875	89,73	1089 PINTO, Joao
3	152	25,97	5,8529	137,2527	88,55	2289 MONTEIRO, Emerico
4	123	26,44	4,6520	109,0920	70,38	2191 MARIA, Francisco
5	148	34,55	4,2836	100,4530	64,81	1519 COSTA, Jose
6	141	38,75	3,6387	85,3290	55,05	301 SANTOS, Jorge Colaco
7	115	34,59	3,3247	77,9644	50,30	2337 SANTOS, Jose Joaquim
8	142	48,81	2,9092	68,2227	44,01	1786 BESSA, Joao

**STANDARD -- Overall Stage Results****2011 Campeonato Regional Norte**

Printed Abril 18, 2011 at 23:16


**Stage 1 -- PISTA 1**

	<b>PTS</b>	<b>TIME</b>	<b>HIT FACTOR</b>	<b>STAGE POINTS</b>	<b>STAGE PERCENT</b>	<b>COMPETITOR # Name</b>
1	148	23,00	6,4348	155,0000	100,00	1660 SILVA, Manuel
2	140	24,44	5,7283	137,9827	89,02	4582 COSTA, Luis Miguel
3	109	19,74	5,5218	133,0078	85,81	5620 MONTEIRO, Joao
4	147	28,17	5,2183	125,6980	81,10	795 CORREIA, Paulo
5	135	26,13	5,1665	124,4492	80,29	2046 CRUZ, Fernando
6	143	29,10	4,9141	118,3698	76,37	2282 MACANEIRO, Jose
7	152	31,73	4,7904	115,3908	74,45	4219 JORGE, Paulo
8	149	32,02	4,6533	112,0889	72,32	2199 RAMALHO, Vitor
9	144	32,19	4,4734	107,7555	69,52	11266 CUNHA, Daniel
10	141	32,13	4,3884	105,7076	68,20	2939 RAMOS, Sergio
11	134	30,59	4,3805	105,5172	68,08	4138 MACEDO, Jose
12	134	30,76	4,3563	104,9340	67,70	7458 SAMPAIO, Mauricio
13	130	31,28	4,1560	100,1093	64,59	1592 VASCONCELOS, Antonio
14	124	30,13	4,1155	99,1335	63,96	2339 MOTA, Jorge
15	145	36,64	3,9574	95,3258	61,50	4778 NOVAIS, Joao
16	148	37,91	3,9040	94,0385	60,67	1368 GONCALVES, Jose
17	139	35,72	3,8914	93,7349	60,47	1539 CARVALHIDO, Jose
18	143	36,76	3,8901	93,7040	60,45	2138 RODRIGUES, Paulo
19	139	35,74	3,8892	93,6824	60,44	4833 MARTINS, Luis Colaco
20	139	35,78	3,8849	93,5777	60,37	4234 MAGALHAES, Manuel
21	145	37,83	3,8329	92,3272	59,57	1994 VELEZ, Carlos
22	137	35,89	3,8172	91,9486	59,32	738 SOUSA, Arminio
23	124	32,93	3,7656	90,7043	58,52	378 PAIXAO, Alexandre
24	141	38,04	3,7066	89,2846	57,60	1885 MIRANDA, Jose
25	141	38,77	3,6368	87,6034	56,52	482 JORGE, Jose Luis
26	155	43,24	3,5846	86,3463	55,71	1075 SOBREIRO, Jose
27	122	34,81	3,5047	84,4216	54,47	4639 SILVA, Abel
28	121	35,13	3,4443	82,9669	53,53	4222 PINHEIRO, Jose Alexandre
29	145	42,95	3,3760	81,3210	52,47	8047 MOTA, Luis
30	121	36,29	3,3343	80,3149	51,82	4777 MARINHO, Antonio
31	135	40,85	3,3048	79,6049	51,36	379 MOURA, Antonio
32	137	42,16	3,2495	78,2740	50,50	2427 CASTRO, Carlos
33	110	34,41	3,1967	77,0027	49,68	2264 SILVA, Abilio
34	117	36,72	3,1863	76,7505	49,52	1497 AZEVEDO, Paulo
35	143	46,07	3,1040	74,7680	48,24	2342 FERNANDES, Luis
36	148	48,24	3,0680	73,9013	47,68	3279 PAIXAO, Mario
37	151	49,53	3,0487	73,4356	47,38	3246 RIBEIRO, Mario
38	152	50,22	3,0267	72,9062	47,04	4865 PALHA, Antonio
39	139	46,25	3,0054	72,3937	46,71	3922 FRANCO, Jose
40	121	40,77	2,9679	71,4895	46,12	2120 VERDE, Jose
41	147	49,78	2,9530	71,1312	45,89	11 FERRAZ, Adriano Antonio
42	125	43,61	2,8663	69,0433	44,54	1513 GAYO, Eduardo
43	139	48,58	2,8613	68,9216	44,47	1915 MOREIRA, Virgilio
44	131	46,79	2,7997	67,4398	43,51	3617 AZEVEDO, Pedro
45	141	50,58	2,7877	67,1488	43,32	1549 LOURENCO, Raul
46	126	45,56	2,7656	66,6169	42,98	7511 GONCALVES, Rui

# STANDARD -- Overall Stage Results

## 2011 Campeonato Regional Norte

Printed Abril 18, 2011 at 23:16



### Stage 1 -- PISTA 1

	<b>PTS</b>	<b>TIME</b>	<b>HIT FACTOR</b>	<b>STAGE POINTS</b>	<b>STAGE PERCENT</b>	<b>COMPETITOR # Name</b>
47	151	55,54	2,7188	65,4891	42,25	2488 MARTINS, Carlos
48	131	48,76	2,6866	64,7151	41,75	3219 AZEVEDO, Joao
49	133	51,46	2,5845	62,2558	40,17	1948 SANTOS, Jose Joaquim
50	139	57,22	2,4292	58,5147	37,75	6696 SANTOS, Jose Morais
51	115	48,54	2,3692	57,0684	36,82	1012 FERNANDES, Manuel
52	138	59,15	2,3331	56,1982	36,26	2560 LIMA, Herlander A
53	153	65,95	2,3199	55,8823	36,05	2121 ESCALEIRA, Joaquim
54	97	45,22	2,1451	51,6701	33,34	8645 GONCALVES, Tiago
55	143	85,44	1,6737	40,3156	26,01	199 PIRES, Jose
56	82	50,71	1,6170	38,9510	25,13	2367 FERNANDES, Adalberto
57	64	41,60	1,5385	37,0582	23,91	2048 FREITAS, Joao
58	53	34,66	1,5291	36,8337	23,76	2195 SILVA, Rui
59	75	49,76	1,5072	36,3060	23,42	4306 GABRIEL, Paulo
60	40	55,68	0,7184	17,3045	11,16	260 ARAUJO, Armando
61	0	29,29	0,0000	0,0000	0,00	3109 REBELO, Jose
62	0	113,68	0,0000	0,0000	0,00	3695 SA, Joao
63	0	41,53	0,0000	0,0000	0,00	4047 ABRANTES, Paulo

# PRODUCTION -- Overall Stage Results

## 2011 Campeonato Regional Norte

Printed Abril 18, 2011 at 23:16



### Stage 1 -- PISTA 1

	PTS	TIME	HIT FACTOR	STAGE POINTS	STAGE PERCENT	COMPETITOR # Name
1	139	29,35	4,7359	155,0000	100,00	904 SOUSA, Alexandre
2	147	31,95	4,6009	150,5814	97,15	10229 BORGES, Bruno
3	147	32,81	4,4803	146,6345	94,60	11507 ARAUJO, Alvaro
4	147	33,04	4,4492	145,6137	93,94	4617 ALEGRE, Paulo
5	145	32,99	4,3953	143,8503	92,81	7660 GOMES, Pedro
6	133	34,39	3,8674	126,5740	81,66	2991 FERREIRA, Bryan
7	143	38,31	3,7327	122,1656	78,82	1239 MALHEIRO, Mauricio
8	141	38,65	3,6481	119,3973	77,03	4424 CRUZ, Carlos Manuel
9	137	37,70	3,6340	118,9335	76,73	1727 OLIVEIRA, Rui
10	112	31,03	3,6094	118,1303	76,21	8612 GUIMARAES, Jose
11	139	39,27	3,5396	115,8454	74,74	6031 WHITFIELD, Justin
12	116	33,04	3,5109	114,9061	74,13	750 LOURENCO, David
13	123	35,20	3,4943	114,3635	73,78	11508 PIRES, Joao
14	101	31,52	3,2043	104,8721	67,66	10231 MIRANDA, Miguel
15	107	34,37	3,1132	101,8895	65,74	10595 BRUNO, Rui
16	92	29,69	3,0987	101,4151	65,43	6361 SANTOS, Joao
17	95	31,75	2,9921	97,9275	63,18	2231 VELOSO, Joel
18	118	41,58	2,8379	92,8801	59,92	11604 AZEVEDO, Pedro
19	109	38,94	2,7992	91,6127	59,10	3478 TORRES, Americo
20	151	54,11	2,7906	91,3323	58,92	10133 PINTO, Teresa
21	133	63,72	2,0873	68,3126	44,07	11262 RIBEIRO, Lara
22	7	42,19	0,1659	5,4302	3,50	2262 COSTA, Jose Manuel

**MODIFIED -- Overall Stage Results****2011 Campeonato Regional Norte**

Printed Abril 18, 2011 at 23:16

**Stage 1 -- PISTA 1**

	<b>PTS</b>	<b>TIME</b>	<b>HIT FACTOR</b>	<b>STAGE POINTS</b>	<b>STAGE PERCENT</b>	<b>COMPETITOR # Name</b>
1	142	24,64	5,7630	155,0000	100,00	2336 FERNANDES, Henrique
2	149	28,64	5,2025	139,9256	90,27	2765 REIS, Francisco
3	137	27,99	4,8946	131,6442	84,93	10314 RAMOS, Miguel
4	132	27,09	4,8726	131,0536	84,55	5619 SIMOES, Carlos
5	139	32,88	4,2275	113,7017	73,36	2192 RODRIGUES, Jose
6	147	34,90	4,2120	113,2859	73,09	2344 CASTRO, Duarte
7	123	29,38	4,1865	112,5997	72,64	10331 SILVA, Jose
8	101	24,98	4,0432	108,7459	70,16	1431 GUERREIRO, Vitor
9	150	37,51	3,9989	107,5544	69,39	1034 AZINHEIRA, Paulo
10	131	35,82	3,6572	98,3625	63,46	1218 FIALHO, Domingos
11	115	31,70	3,6278	97,5714	62,95	6330 LEITAO, Orlando
12	127	35,39	3,5886	96,5178	62,27	3336 DIAS, Paulo
13	141	44,76	3,1501	84,7253	54,66	3339 CAIADO, Luis
14	121	55,81	2,1681	58,3119	37,62	4626 FERRAO, Jose
15	131	119,13	1,0996	29,5756	19,08	1451 GRANDAO, Antonio

# REVOLVER (STANDARD) -- Overall Stage Results

2011 Campeonato Regional Norte

Printed Abril 18, 2011 at 23:16



## Stage 1 -- PISTA 1

	PTS	TIME	HIT FACTOR	STAGE POINTS	STAGE PERCENT	COMPETITOR # Name
1	147	55,27	2,6597	155,0000	100,00	5896 DIAS, Jaime
2	125	51,20	2,4414	142,2800	91,79	2222 MOTA, Pedro

# OPEN -- Overall Stage Results

## 2011 Campeonato Regional Norte

Printed Abril 18, 2011 at 23:16



### Stage 2 -- PISTA 2

	<b>PTS</b>	<b>TIME</b>	<b>HIT FACTOR</b>	<b>STAGE POINTS</b>	<b>STAGE PERCENT</b>	<b>COMPETITOR # Name</b>
1	72	13,22	5,4463	75,0000	100,00	3472 GASPAR, Abel
2	73	14,06	5,1920	71,4986	95,33	2289 MONTEIRO, Emerico
3	72	14,22	5,0633	69,7257	92,97	2191 MARIA, Francisco
4	70	14,31	4,8917	67,3626	89,82	1089 PINTO, Joao
5	69	18,05	3,8227	52,6420	70,19	301 SANTOS, Jorge Colaco
6	67	18,79	3,5657	49,1030	65,47	1519 COSTA, Jose
7	59	21,68	2,7214	37,4760	49,97	2337 SANTOS, Jose Joaquim
8	66	27,42	2,4070	33,1464	44,20	1786 BESSA, Joao

**STANDARD -- Overall Stage Results****2011 Campeonato Regional Norte**

Printed Abril 18, 2011 at 23:16

**Stage 2 -- PISTA 2**

	<b>PTS</b>	<b>TIME</b>	<b>HIT FACTOR</b>	<b>STAGE POINTS</b>	<b>STAGE PERCENT</b>	<b>COMPETITOR # Name</b>
1	67	13,01	5,1499	75,0000	100,00	4582 COSTA, Luis Miguel
2	68	14,08	4,8295	70,3348	93,78	795 CORREIA, Paulo
3	70	15,32	4,5692	66,5431	88,72	4138 MACEDO, Jose
4	69	15,13	4,5605	66,4162	88,55	2046 CRUZ, Fernando
5	73	16,90	4,3195	62,9071	83,88	1368 GONCALVES, Jose
6	62	14,48	4,2818	62,3572	83,14	1660 SILVA, Manuel
7	65	15,99	4,0650	59,2009	78,93	4219 JORGE, Paulo
8	68	16,75	4,0597	59,1232	78,83	2199 RAMALHO, Vitor
9	69	17,08	4,0398	58,8335	78,44	7458 SAMPAIO, Mauricio
10	54	14,31	3,7736	54,9563	73,28	2367 FERNANDES, Adalberto
11	55	14,84	3,7062	53,9750	71,97	2048 FREITAS, Joao
12	65	17,90	3,6313	52,8840	70,51	4222 PINHEIRO, Jose Alexandre
13	67	18,75	3,5733	52,0400	69,39	1885 MIRANDA, Jose
14	65	18,54	3,5059	51,0584	68,08	2939 RAMOS, Sergio
15	65	19,72	3,2961	48,0032	64,00	2339 MOTA, Jorge
16	42	13,04	3,2209	46,9068	62,54	3109 REBELO, Jose
17	49	15,34	3,1943	46,5194	62,03	2282 MACANEIRO, Jose
18	63	20,20	3,1188	45,4206	60,56	2427 CASTRO, Carlos
19	67	21,68	3,0904	45,0069	60,01	738 SOUSA, Arminio
20	59	19,34	3,0507	44,4283	59,24	1592 VASCONCELOS, Antonio
21	62	20,57	3,0141	43,8956	58,53	1497 AZEVEDO, Paulo
22	64	21,29	3,0061	43,7792	58,37	2195 SILVA, Rui
23	72	24,24	2,9703	43,2577	57,68	4865 PALHA, Antonio
24	67	22,84	2,9334	42,7211	56,96	4778 NOVAIS, Joao
25	43	15,00	2,8667	41,7485	55,66	11266 CUNHA, Daniel
26	60	21,40	2,8037	40,8321	54,44	1539 CARVALHIDO, Jose
27	47	16,87	2,7860	40,5739	54,10	378 PAIXAO, Alexandre
28	59	21,27	2,7739	40,3969	53,86	1012 FERNANDES, Manuel
29	65	23,59	2,7554	40,1282	53,50	3246 RIBEIRO, Mario
30	73	27,44	2,6603	38,7438	51,66	1994 VELEZ, Carlos
31	69	26,75	2,5794	37,5655	50,09	11 FERRAZ, Adriano Antonio
32	73	28,32	2,5777	37,5399	50,05	3279 PAIXAO, Mario
33	63	24,91	2,5291	36,8324	49,11	379 MOURA, Antonio
34	55	22,00	2,5000	36,4086	48,54	8047 MOTA, Luis
35	53	21,38	2,4790	36,1021	48,14	2138 RODRIGUES, Paulo
36	66	26,67	2,4747	36,0400	48,05	2121 ESCALEIRA, Joaquim
37	49	20,86	2,3490	34,2094	45,61	4639 SILVA, Abel
38	40	17,24	2,3202	33,7899	45,05	2264 SILVA, Abilio
39	59	25,61	2,3038	33,5511	44,73	8645 GONCALVES, Tiago
40	27	11,73	2,3018	33,5220	44,70	5620 MONTEIRO, Joao
41	59	26,24	2,2485	32,7455	43,66	1513 GAYO, Eduardo
42	49	21,88	2,2395	32,6146	43,49	2120 VERDE, Jose
43	55	24,81	2,2168	32,2849	43,05	3219 AZEVEDO, Joao
44	47	21,50	2,1860	31,8363	42,45	2342 FERNANDES, Luis
45	72	33,23	2,1667	31,5548	42,07	2488 MARTINS, Carlos
46	57	26,50	2,1509	31,3251	41,77	2560 LIMA, Herlander A



# STANDARD -- Overall Stage Results

## 2011 Campeonato Regional Norte

Printed Abril 18, 2011 at 23:16



### Stage 2 -- PISTA 2

	PTS	TIME	HIT FACTOR	STAGE POINTS	STAGE PERCENT	COMPETITOR # Name
47	60	28,14	2,1322	31,0521	41,40	4047 ABRANTES, Paulo
48	57	26,77	2,1292	31,0092	41,35	4833 MARTINS, Luis Colaco
49	42	20,35	2,0639	30,0572	40,08	3922 FRANCO, Jose
50	48	23,99	2,0008	29,1390	38,85	3695 SA, Joao
51	52	27,90	1,8638	27,1433	36,19	4234 MAGALHAES, Manuel
52	47	25,73	1,8267	26,6025	35,47	3617 AZEVEDO, Pedro
53	44	24,64	1,7857	26,0061	34,67	1075 SOBREIRO, Jose
54	35	21,45	1,6317	23,7632	31,68	1549 LOURENCO, Raul
55	65	41,67	1,5599	22,7171	30,29	199 PIRES, Jose
56	47	34,07	1,3795	20,0904	26,79	1915 MOREIRA, Virgilio
57	24	19,38	1,2384	18,0352	24,05	482 JORGE, Jose Luis
58	25	20,58	1,2148	17,6912	23,59	4777 MARINHO, Antonio
59	34	31,90	1,0658	15,5222	20,70	7511 GONCALVES, Rui
60	21	24,04	0,8735	12,7218	16,96	1948 SANTOS, Jose Joaquim
61	22	44,88	0,4902	7,1389	9,52	6696 SANTOS, Jose Morais
62	0	0,00	0,0000	0,0000	0,00	4306 GABRIEL, Paulo
63	0	32,44	0,0000	0,0000	0,00	260 ARAUJO, Armando

# PRODUCTION -- Overall Stage Results

## 2011 Campeonato Regional Norte

Printed Abril 18, 2011 at 23:16



### Stage 2 -- PISTA 2

	PTS	TIME	HIT FACTOR	STAGE POINTS	STAGE PERCENT	COMPETITOR # Name
1	75	13,67	5,4865	75,0000	100,00	10229 BORGES, Bruno
2	64	13,83	4,6276	63,2596	84,35	6361 SANTOS, Joao
3	67	16,75	4,0000	54,6800	72,91	904 SOUSA, Alexandre
4	63	16,42	3,8368	52,4488	69,93	11507 ARAUJO, Alvaro
5	69	19,31	3,5733	48,8467	65,13	4617 ALEGRE, Paulo
6	67	19,25	3,4805	47,5787	63,44	7660 GOMES, Pedro
7	60	18,40	3,2609	44,5761	59,43	2991 FERREIRA, Bryan
8	69	21,44	3,2183	43,9939	58,66	10133 PINTO, Teresa
9	52	16,26	3,1980	43,7171	58,29	10231 MIRANDA, Miguel
10	69	23,64	2,9188	39,8997	53,20	11262 RIBEIRO, Lara
11	59	20,55	2,8710	39,2472	52,33	2262 COSTA, Jose Manuel
12	71	25,09	2,8298	38,6835	51,58	11604 AZEVEDO, Pedro
13	63	22,54	2,7950	38,2081	50,94	6031 WHITFIELD, Justin
14	61	22,02	2,7702	37,8688	50,49	1727 OLIVEIRA, Rui
15	61	22,21	2,7465	37,5448	50,06	1239 MALHEIRO, Mauricio
16	63	23,26	2,7085	37,0254	49,37	2231 VELOSO, Joel
17	49	18,47	2,6530	36,2658	48,35	11508 PIRES, Joao
18	65	25,58	2,5410	34,7361	46,31	4424 CRUZ, Carlos Manuel
19	46	21,95	2,0957	28,6478	38,20	3478 TORRES, Americo
20	58	30,61	1,8948	25,9020	34,54	750 LOURENCO, David
21	31	17,78	1,7435	23,8341	31,78	10595 BRUNO, Rui
22	13	15,59	0,8339	11,3990	15,20	8612 GUIMARAES, Jose

**MODIFIED -- Overall Stage Results****2011 Campeonato Regional Norte**

Printed Abril 18, 2011 at 23:16

**Stage 2 -- PISTA 2**

	<b>PTS</b>	<b>TIME</b>	<b>HIT FACTOR</b>	<b>STAGE POINTS</b>	<b>STAGE PERCENT</b>	<b>COMPETITOR # Name</b>
1	72	14,63	4,9214	75,0000	100,00	5619 SIMOES, Carlos
2	71	16,67	4,2591	64,9076	86,54	2336 FERNANDES, Henrique
3	61	15,96	3,8221	58,2465	77,66	2765 REIS, Francisco
4	67	17,65	3,7960	57,8500	77,13	3336 DIAS, Paulo
5	65	17,17	3,7857	57,6921	76,92	2192 RODRIGUES, Jose
6	59	15,75	3,7460	57,0880	76,12	10331 SILVA, Jose
7	58	15,94	3,6386	55,4514	73,94	10314 RAMOS, Miguel
8	69	21,22	3,2516	49,5538	66,07	1034 AZINHEIRA, Paulo
9	69	22,07	3,1264	47,6453	63,53	1218 FIALHO, Domingos
10	67	23,45	2,8571	43,5417	58,06	3339 CAIADO, Luis
11	56	19,89	2,8155	42,9068	57,21	2344 CASTRO, Duarte
12	63	27,63	2,2801	34,7482	46,33	4626 FERRAO, Jose
13	35	18,58	1,8837	28,7075	38,28	6330 LEITAO, Orlando
14	0	0,00	0,0000	0,0000	0,00	1451 GRANDAO, Antonio
15	0	0,00	0,0000	0,0000	0,00	1431 GUERREIRO, Vitor

# REVOLVER (STANDARD) -- Overall Stage Results

2011 Campeonato Regional Norte

Printed Abril 18, 2011 at 23:16



## Stage 2 -- PISTA 2

	PTS	TIME	HIT FACTOR	STAGE POINTS	STAGE PERCENT	COMPETITOR # Name
1	60	27,96	2,1459	75,0000	100,00	5896 DIAS, Jaime
2	67	47,96	1,3970	48,8251	65,10	2222 MOTA, Pedro

# OPEN -- Overall Stage Results

## 2011 Campeonato Regional Norte

Printed Abril 18, 2011 at 23:16



### Stage 3 -- PISTA 3

	<b>PTS</b>	<b>TIME</b>	<b>HIT FACTOR</b>	<b>STAGE POINTS</b>	<b>STAGE PERCENT</b>	<b>COMPETITOR # Name</b>
1	77	15,77	4,8827	80,0000	100,00	3472 GASPAR, Abel
2	77	17,59	4,3775	71,7226	89,65	2191 MARIA, Francisco
3	79	20,38	3,8763	63,5117	79,39	2289 MONTEIRO, Emerico
4	64	17,42	3,6739	60,1953	75,24	1089 PINTO, Joao
5	58	17,50	3,3143	54,3026	67,88	2337 SANTOS, Jose Joaquim
6	76	33,64	2,2592	37,0159	46,27	301 SANTOS, Jorge Colaco
7	61	27,08	2,2526	36,9073	46,13	1519 COSTA, Jose
8	72	56,72	1,2694	20,7983	26,00	1786 BESSA, Joao

**STANDARD -- Overall Stage Results****2011 Campeonato Regional Norte**

Printed Abril 18, 2011 at 23:16

**Stage 3 -- PISTA 3**

	<b>PTS</b>	<b>TIME</b>	<b>HIT FACTOR</b>	<b>STAGE POINTS</b>	<b>STAGE PERCENT</b>	<b>COMPETITOR # Name</b>
1	77	13,16	5,8511	80,0000	100,00	4582 COSTA, Luis Miguel
2	75	15,05	4,9834	68,1365	85,17	795 CORREIA, Paulo
3	76	15,32	4,9608	67,8281	84,79	1660 SILVA, Manuel
4	76	15,89	4,7829	65,3950	81,74	4219 JORGE, Paulo
5	70	16,58	4,2220	57,7256	72,16	5620 MONTEIRO, Joao
6	75	19,03	3,9411	53,8862	67,36	11266 CUNHA, Daniel
7	75	19,28	3,8900	53,1875	66,48	4222 PINHEIRO, Jose Alexandre
8	60	16,26	3,6900	50,4529	63,07	2046 CRUZ, Fernando
9	75	22,22	3,3753	46,1501	57,69	1368 GONCALVES, Jose
10	76	23,32	3,2590	44,5595	55,70	4234 MAGALHAES, Manuel
11	78	23,96	3,2554	44,5106	55,64	2199 RAMALHO, Vitor
12	73	22,71	3,2144	43,9502	54,94	1592 VASCONCELOS, Antonio
13	66	20,56	3,2101	43,8910	54,86	2264 SILVA, Abilio
14	62	19,68	3,1504	43,0746	53,84	2195 SILVA, Rui
15	47	14,92	3,1501	43,0709	53,84	2282 MACANEIRO, Jose
16	76	24,30	3,1276	42,7624	53,45	4778 NOVAIS, Joao
17	80	26,14	3,0604	41,8446	52,31	8047 MOTA, Luis
18	61	21,25	2,8706	39,2488	49,06	4138 MACEDO, Jose
19	61	21,78	2,8007	38,2937	47,87	2939 RAMOS, Sergio
20	70	25,21	2,7767	37,9647	47,46	1994 VELEZ, Carlos
21	49	18,01	2,7207	37,1995	46,50	4639 SILVA, Abel
22	78	28,83	2,7055	36,9918	46,24	3922 FRANCO, Jose
23	76	29,03	2,6180	35,7949	44,74	11 FERRAZ, Adriano Antonio
24	74	29,16	2,5377	34,6976	43,37	738 SOUSA, Arminio
25	74	29,59	2,5008	34,1934	42,74	3246 RIBEIRO, Mario
26	78	31,37	2,4865	33,9966	42,50	3279 PAIXAO, Mario
27	58	23,54	2,4639	33,6881	42,11	482 JORGE, Jose Luis
28	56	23,03	2,4316	33,2468	41,56	2367 FERNANDES, Adalberto
29	76	31,50	2,4127	32,9882	41,24	378 PAIXAO, Alexandre
30	76	32,17	2,3624	32,3011	40,38	4865 PALHA, Antonio
31	72	30,85	2,3339	31,9104	39,89	2427 CASTRO, Carlos
32	72	30,92	2,3286	31,8382	39,80	4047 ABRANTES, Paulo
33	58	25,05	2,3154	31,6574	39,57	2339 MOTA, Jorge
34	76	33,05	2,2995	31,4411	39,30	7458 SAMPAIO, Mauricio
35	64	27,97	2,2882	31,2855	39,11	1948 SANTOS, Jose Joaquim
36	70	30,60	2,2876	31,2775	39,10	1539 CARVALHIDO, Jose
37	78	34,64	2,2517	30,7873	38,48	1075 SOBREIRO, Jose
38	74	33,74	2,1932	29,9876	37,48	1885 MIRANDA, Jose
39	75	34,36	2,1828	29,8444	37,31	8645 GONCALVES, Tiago
40	62	29,11	2,1299	29,1209	36,40	7511 GONCALVES, Rui
41	70	33,62	2,0821	28,4679	35,58	2488 MARTINS, Carlos
42	76	37,32	2,0364	27,8437	34,80	1497 AZEVEDO, Paulo
43	66	33,42	1,9749	27,0018	33,75	1549 LOURENCO, Raul
44	49	26,31	1,8624	25,4642	31,83	2138 RODRIGUES, Paulo
45	62	33,33	1,8602	25,4338	31,79	4833 MARTINS, Luis Colaco
46	72	39,42	1,8265	24,9730	31,22	260 ARAUJO, Armando

# STANDARD -- Overall Stage Results

## 2011 Campeonato Regional Norte

Printed Abril 18, 2011 at 23:16



### Stage 3 -- PISTA 3

	<b>PTS</b>	<b>TIME</b>	<b>HIT FACTOR</b>	<b>STAGE POINTS</b>	<b>STAGE PERCENT</b>	<b>COMPETITOR # Name</b>
47	54	29,83	1,8103	24,7512	30,94	3219 AZEVEDO, Joao
48	53	29,38	1,8039	24,6649	30,83	2048 FREITAS, Joao
49	74	43,48	1,7019	23,2701	29,09	3109 REBELO, Jose
50	76	48,18	1,5774	21,5676	26,96	379 MOURA, Antonio
51	60	38,33	1,5654	21,4027	26,75	2560 LIMA, Herlander A
52	62	43,48	1,4259	19,4965	24,37	6696 SANTOS, Jose Morais
53	45	33,06	1,3612	18,6108	23,26	2120 VERDE, Jose
54	68	55,70	1,2208	16,6920	20,87	1915 MOREIRA, Virgilio
55	56	46,73	1,1984	16,3850	20,48	3695 SA, Joao
56	29	32,50	0,8923	12,2003	15,25	3617 AZEVEDO, Pedro
57	40	72,95	0,5483	7,4970	9,37	199 PIRES, Jose
58	16	41,73	0,3834	5,2424	6,55	1012 FERNANDES, Manuel
59	14	50,44	0,2776	3,7950	4,74	2121 ESCALEIRA, Joaquim
60	0	0,00	0,0000	0,0000	0,00	4306 GABRIEL, Paulo
61	0	0,00	0,0000	0,0000	0,00	4777 MARINHO, Antonio
62	0	40,35	0,0000	0,0000	0,00	1513 GAYO, Eduardo
63	0	0,00	0,0000	0,0000	0,00	2342 FERNANDES, Luis

# PRODUCTION -- Overall Stage Results

## 2011 Campeonato Regional Norte

Printed Abril 18, 2011 at 23:16



### Stage 3 -- PISTA 3

	PTS	TIME	HIT FACTOR	STAGE POINTS	STAGE PERCENT	COMPETITOR # Name
1	64	14,32	4,4693	80,0000	100,00	904 SOUSA, Alexandre
2	74	19,84	3,7298	66,7641	83,46	10231 MIRANDA, Miguel
3	59	16,82	3,5077	62,7883	78,49	10229 BORGES, Bruno
4	72	20,87	3,4499	61,7537	77,19	11507 ARAUJO, Alvaro
5	68	19,86	3,4240	61,2890	76,61	8612 GUIMARAES, Jose
6	74	23,42	3,1597	56,5585	70,70	10595 BRUNO, Rui
7	74	23,70	3,1224	55,8903	69,86	7660 GOMES, Pedro
8	74	23,84	3,1040	55,5621	69,45	2231 VELOSO, Joel
9	70	24,06	2,9094	52,0781	65,10	4617 ALEGRE, Paulo
10	65	23,30	2,7897	49,9356	62,42	4424 CRUZ, Carlos Manuel
11	55	21,46	2,5629	45,8760	57,35	11508 PIRES, Joao
12	45	18,22	2,4698	44,2097	55,26	1727 OLIVEIRA, Rui
13	76	30,78	2,4691	44,1975	55,25	11604 AZEVEDO, Pedro
14	43	17,72	2,4266	43,4368	54,30	2991 FERREIRA, Bryan
15	62	25,62	2,4200	43,3177	54,15	1239 MALHEIRO, Mauricio
16	72	32,00	2,2500	40,2750	50,34	6031 WHITFIELD, Justin
17	57	28,44	2,0042	35,8755	44,84	2262 COSTA, Jose Manuel
18	68	37,59	1,8090	32,3810	40,48	750 LOURENCO, David
19	78	51,11	1,5261	27,3176	34,15	10133 PINTO, Teresa
20	60	39,89	1,5041	26,9240	33,66	3478 TORRES, Americo
21	29	37,85	0,7662	13,7147	17,14	6361 SANTOS, Joao
22	36	61,70	0,5835	10,4441	13,06	11262 RIBEIRO, Lara



**MODIFIED -- Overall Stage Results****2011 Campeonato Regional Norte**

Printed Abril 18, 2011 at 23:16

**Stage 3 -- PISTA 3**

	<b>PTS</b>	<b>TIME</b>	<b>HIT FACTOR</b>	<b>STAGE POINTS</b>	<b>STAGE PERCENT</b>	<b>COMPETITOR # Name</b>
1	70	15,07	4,6450	80,0000	100,00	1431 GUERREIRO, Vitor
2	75	17,23	4,3529	74,9689	93,71	2336 FERNANDES, Henrique
3	66	16,34	4,0392	69,5660	86,96	5619 SIMOES, Carlos
4	76	19,59	3,8795	66,8166	83,52	2765 REIS, Francisco
5	72	21,11	3,4107	58,7421	73,43	2192 RODRIGUES, Jose
6	76	22,96	3,3101	57,0095	71,26	3336 DIAS, Paulo
7	59	17,90	3,2961	56,7681	70,96	1451 GRANDAO, Antonio
8	58	18,15	3,1956	55,0372	68,80	1034 AZINHEIRA, Paulo
9	60	19,38	3,0960	53,3215	66,65	10331 SILVA, Jose
10	66	21,80	3,0275	52,1426	65,18	1218 FIALHO, Domingos
11	64	25,98	2,4634	42,4274	53,03	2344 CASTRO, Duarte
12	61	32,22	1,8932	32,6069	40,76	3339 CAIADO, Luis
13	41	26,87	1,5259	26,2798	32,85	6330 LEITAO, Orlando
14	0	0,00	0,0000	0,0000	0,00	10314 RAMOS, Miguel
15	0	0,00	0,0000	0,0000	0,00	4626 FERRAO, Jose

# REVOLVER (STANDARD) -- Overall Stage Results

2011 Campeonato Regional Norte

Printed Abril 18, 2011 at 23:16



## Stage 3 -- PISTA 3

	PTS	TIME	HIT FACTOR	STAGE POINTS	STAGE PERCENT	COMPETITOR # Name
1	78	36,34	2,1464	80,0000	100,00	5896 DIAS, Jaime
2	21	40,31	0,5210	19,4172	24,27	2222 MOTA, Pedro

# OPEN -- Overall Stage Results

## 2011 Campeonato Regional Norte

Printed Abril 18, 2011 at 23:16



### Stage 4 -- PISTA 4

	<b>PTS</b>	<b>TIME</b>	<b>HIT FACTOR</b>	<b>STAGE POINTS</b>	<b>STAGE PERCENT</b>	<b>COMPETITOR # Name</b>
1	44	6,46	6,8111	45,0000	100,00	3472 GASPAR, Abel
2	42	7,63	5,5046	36,3678	80,82	2289 MONTEIRO, Emerico
3	43	8,12	5,2956	34,9868	77,75	1089 PINTO, Joao
4	43	8,92	4,8206	31,8490	70,78	301 SANTOS, Jorge Colaco
5	40	8,87	4,5096	29,7940	66,21	1519 COSTA, Jose
6	27	7,16	3,7709	24,9140	55,36	2191 MARIA, Francisco
7	41	15,29	2,6815	17,7161	39,37	1786 BESSA, Joao
8	0	11,88	0,0000	0,0000	0,00	2337 SANTOS, Jose Joaquim

**STANDARD -- Overall Stage Results****2011 Campeonato Regional Norte**

Printed Abril 18, 2011 at 23:16

**Stage 4 -- PISTA 4**

	<b>PTS</b>	<b>TIME</b>	<b>HIT FACTOR</b>	<b>STAGE POINTS</b>	<b>STAGE PERCENT</b>	<b>COMPETITOR # Name</b>
1	44	6,52	6,7485	45,0000	100,00	4582 COSTA, Luis Miguel
2	40	6,49	6,1633	41,0982	91,33	1660 SILVA, Manuel
3	44	7,16	6,1453	40,9777	91,06	795 CORREIA, Paulo
4	41	7,60	5,3947	35,9731	79,94	5620 MONTEIRO, Joao
5	44	8,73	5,0401	33,6082	74,68	8645 GONCALVES, Tiago
6	42	8,44	4,9763	33,1829	73,74	2199 RAMALHO, Vitor
7	37	7,45	4,9664	33,1171	73,59	4219 JORGE, Paulo
8	35	7,13	4,9088	32,7330	72,74	2046 CRUZ, Fernando
9	39	8,42	4,6318	30,8859	68,64	2282 MACANEIRO, Jose
10	37	8,50	4,3529	29,0262	64,50	4778 NOVAIS, Joao
11	35	8,30	4,2169	28,1188	62,49	3109 REBELO, Jose
12	29	7,64	3,7958	25,3112	56,25	4222 PINHEIRO, Jose Alexandre
13	32	8,64	3,7037	24,6970	54,88	1592 VASCONCELOS, Antonio
14	43	11,74	3,6627	24,4235	54,27	7458 SAMPAIO, Mauricio
15	41	11,20	3,6607	24,4103	54,25	1368 GONCALVES, Jose
16	39	10,88	3,5846	23,9025	53,12	1885 MIRANDA, Jose
17	41	12,39	3,3091	22,0658	49,04	738 SOUSA, Arminio
18	35	10,74	3,2588	21,7306	48,29	1497 AZEVEDO, Paulo
19	38	11,74	3,2368	21,5836	47,96	11266 CUNHA, Daniel
20	24	7,50	3,2000	21,3382	47,42	378 PAIXAO, Alexandre
21	33	10,36	3,1853	21,2403	47,20	2195 SILVA, Rui
22	40	13,11	3,0511	20,3453	45,21	3219 AZEVEDO, Joao
23	35	11,65	3,0043	20,0332	44,52	2939 RAMOS, Sergio
24	43	14,57	2,9513	19,6796	43,73	2121 ESCALEIRA, Joaquim
25	33	11,56	2,8547	19,0355	42,30	2138 RODRIGUES, Paulo
26	43	15,19	2,8308	18,8764	41,95	1075 SOBREIRO, Jose
27	39	13,82	2,8220	18,8176	41,82	8047 MOTA, Luis
28	35	12,88	2,7174	18,1201	40,27	4234 MAGALHAES, Manuel
29	33	12,30	2,6829	17,8902	39,76	4833 MARTINS, Luis Colaco
30	39	15,47	2,5210	16,8105	37,36	4865 PALHA, Antonio
31	38	15,42	2,4643	16,4326	36,52	2427 CASTRO, Carlos
32	33	13,57	2,4318	16,2159	36,04	1994 VELEZ, Carlos
33	41	17,47	2,3469	15,6494	34,78	2488 MARTINS, Carlos
34	35	16,43	2,1302	14,2049	31,57	1539 CARVALHIDO, Jose
35	31	14,63	2,1189	14,1294	31,40	1012 FERNANDES, Manuel
36	33	16,02	2,0599	13,7360	30,52	2339 MOTA, Jorge
37	37	18,62	1,9871	13,2504	29,45	199 PIRES, Jose
38	42	22,86	1,8373	12,2513	27,23	3279 PAIXAO, Mario
39	35	19,19	1,8239	12,1619	27,03	11 FERRAZ, Adriano Antonio
40	28	15,69	1,7846	11,8999	26,44	3246 RIBEIRO, Mario
41	26	14,86	1,7497	11,6671	25,93	4047 ABRANTES, Paulo
42	20	11,67	1,7138	11,4279	25,40	2367 FERNANDES, Adalberto
43	22	13,36	1,6467	10,9805	24,40	3617 AZEVEDO, Pedro
44	23	14,03	1,6393	10,9314	24,29	2120 VERDE, Jose
45	33	21,75	1,5172	10,1172	22,48	3695 SA, Joao
46	18	13,13	1,3709	9,1415	20,31	6696 SANTOS, Jose Morais

# STANDARD -- Overall Stage Results

## 2011 Campeonato Regional Norte

Printed Abril 18, 2011 at 23:16



### Stage 4 -- PISTA 4

	PTS	TIME	HIT FACTOR	STAGE POINTS	STAGE PERCENT	COMPETITOR # Name
47	22	19,43	1,1323	7,5502	16,78	1915 MOREIRA, Virgilio
48	18	17,37	1,0363	6,9100	15,36	2560 LIMA, Herlander A
49	8	8,17	0,9792	6,5294	14,51	4138 MACEDO, Jose
50	9	10,27	0,8763	5,8436	12,99	2264 SILVA, Abilio
51	31	36,65	0,8458	5,6402	12,53	260 ARAUJO, Armando
52	9	11,88	0,7576	5,0517	11,23	1948 SANTOS, Jose Joaquim
53	23	31,06	0,7405	4,9378	10,97	4777 MARINHO, Antonio
54	19	29,56	0,6428	4,2860	9,52	2342 FERNANDES, Luis
55	7	11,98	0,5843	3,8963	8,66	3922 FRANCO, Jose
56	7	14,32	0,4888	3,2596	7,24	4639 SILVA, Abel
57	5	14,15	0,3534	2,3562	5,24	482 JORGE, Jose Luis
58	1	17,44	0,0573	0,3823	0,85	1549 LOURENCO, Raul
59	0	12,64	0,0000	0,0000	0,00	7511 GONCALVES, Rui
60	0	12,52	0,0000	0,0000	0,00	379 MOURA, Antonio
61	0	11,61	0,0000	0,0000	0,00	1513 GAYO, Eduardo
62	0	0,00	0,0000	0,0000	0,00	4306 GABRIEL, Paulo
63	0	13,82	0,0000	0,0000	0,00	2048 FREITAS, Joao

# PRODUCTION -- Overall Stage Results

## 2011 Campeonato Regional Norte

Printed Abril 18, 2011 at 23:16



### Stage 4 -- PISTA 4

	PTS	TIME	HIT FACTOR	STAGE POINTS	STAGE PERCENT	COMPETITOR # Name
1	35	7,25	4,8276	45,0000	100,00	6361 SANTOS, Joao
2	41	8,78	4,6697	43,5283	96,73	2231 VELOSO, Joel
3	39	9,01	4,3285	40,3480	89,66	4617 ALEGRE, Paulo
4	31	7,59	4,0843	38,0717	84,60	10229 BORGES, Bruno
5	41	10,16	4,0354	37,6160	83,59	4424 CRUZ, Carlos Manuel
6	41	11,06	3,7071	34,5550	76,79	11508 PIRES, Joao
7	41	11,35	3,6123	33,6721	74,83	3478 TORRES, Americo
8	33	9,23	3,5753	33,3269	74,06	10595 BRUNO, Rui
9	26	8,00	3,2500	30,2946	67,32	904 SOUSA, Alexandre
10	37	12,62	2,9319	27,3291	60,73	2991 FERREIRA, Bryan
11	20	7,55	2,6490	24,6925	54,87	8612 GUIMARAES, Jose
12	24	9,34	2,5696	23,9523	53,23	10231 MIRANDA, Miguel
13	41	16,33	2,5107	23,4035	52,01	11604 AZEVEDO, Pedro
14	26	10,57	2,4598	22,9288	50,95	750 LOURENCO, David
15	20	8,88	2,2523	20,9942	46,65	11507 ARAUJO, Alvaro
16	24	12,77	1,8794	17,5187	38,93	7660 GOMES, Pedro
17	11	10,01	1,0989	10,2433	22,76	6031 WHITFIELD, Justin
18	22	20,53	1,0716	9,9889	22,20	11262 RIBEIRO, Lara
19	12	12,83	0,9353	8,7184	19,37	1727 OLIVEIRA, Rui
20	0	13,66	0,0000	0,0000	0,00	1239 MALHEIRO, Mauricio
21	0	10,02	0,0000	0,0000	0,00	10133 PINTO, Teresa
22	0	8,39	0,0000	0,0000	0,00	2262 COSTA, Jose Manuel

**MODIFIED -- Overall Stage Results****2011 Campeonato Regional Norte**

Printed Abril 18, 2011 at 23:16

**Stage 4 -- PISTA 4**

	<b>PTS</b>	<b>TIME</b>	<b>HIT FACTOR</b>	<b>STAGE POINTS</b>	<b>STAGE PERCENT</b>	<b>COMPETITOR # Name</b>
1	35	5,39	6,4935	45,0000	100,00	5619 SIMOES, Carlos
2	41	8,69	4,7181	32,6962	72,66	2765 REIS, Francisco
3	39	8,27	4,7158	32,6808	72,62	1431 GUERREIRO, Vitor
4	43	9,45	4,5503	31,5333	70,07	10314 RAMOS, Miguel
5	39	9,09	4,2904	29,7327	66,07	2344 CASTRO, Duarte
6	45	10,87	4,1398	28,6891	63,75	3339 CAIADO, Luis
7	38	9,92	3,8306	26,5464	58,99	1034 AZINHEIRA, Paulo
8	33	8,69	3,7975	26,3165	58,48	10331 SILVA, Jose
9	28	8,80	3,1818	22,0500	49,00	2192 RODRIGUES, Jose
10	20	8,84	2,2624	15,6787	34,84	1218 FIALHO, Domingos
11	10	8,92	1,1211	7,7691	17,26	2336 FERNANDES, Henrique
12	7	10,00	0,7000	4,8510	10,78	3336 DIAS, Paulo
13	5	14,93	0,3349	2,3208	5,16	6330 LEITAO, Orlando
14	0	0,00	0,0000	0,0000	0,00	4626 FERRAO, Jose
15	0	8,36	0,0000	0,0000	0,00	1451 GRANDAO, Antonio

# REVOLVER (STANDARD) -- Overall Stage Results

2011 Campeonato Regional Norte

Printed Abril 18, 2011 at 23:16



## Stage 4 -- PISTA 4

	PTS	TIME	HIT FACTOR	STAGE POINTS	STAGE PERCENT	COMPETITOR # Name
1	44	17,39	2,5302	45,0000	100,00	5896 DIAS, Jaime
2	33	21,02	1,5699	27,9216	62,05	2222 MOTA, Pedro



**OPEN -- Overall Stage Results****2011 Campeonato Regional Norte**

Printed Abril 18, 2011 at 23:16

**Stage 5 -- PISTA 5**

	<b>PTS</b>	<b>TIME</b>	<b>HIT FACTOR</b>	<b>STAGE POINTS</b>	<b>STAGE PERCENT</b>	<b>COMPETITOR # Name</b>
1	45	8,26	5,4479	45,0000	100,00	3472 GASPAR, Abel
2	45	10,50	4,2857	35,4000	78,67	1089 PINTO, Joao
3	43	10,68	4,0262	33,2566	73,90	2191 MARIA, Francisco
4	42	11,56	3,6332	30,0104	66,69	2289 MONTEIRO, Emerico
5	44	13,18	3,3384	27,5751	61,28	1519 COSTA, Jose
6	41	14,78	2,7740	22,9134	50,92	301 SANTOS, Jorge Colaco
7	27	18,63	1,4493	11,9710	26,60	2337 SANTOS, Jose Joaquim
8	0	0,00	0,0000	0,0000	0,00	1786 BESSA, Joao

**STANDARD -- Overall Stage Results****2011 Campeonato Regional Norte**

Printed Abril 18, 2011 at 23:16

**Stage 5 -- PISTA 5**

	<b>PTS</b>	<b>TIME</b>	<b>HIT FACTOR</b>	<b>STAGE POINTS</b>	<b>STAGE PERCENT</b>	<b>COMPETITOR # Name</b>
1	42	8,29	5,0663	45,0000	100,00	5620 MONTEIRO, Joao
2	44	9,08	4,8458	43,0412	95,65	4582 COSTA, Luis Miguel
3	45	9,47	4,7518	42,2066	93,79	1660 SILVA, Manuel
4	43	10,05	4,2786	38,0032	84,45	2264 SILVA, Abilio
5	45	10,77	4,1783	37,1120	82,47	2199 RAMALHO, Vitor
6	41	9,96	4,1165	36,5630	81,25	4138 MACEDO, Jose
7	44	10,87	4,0478	35,9535	79,90	1592 VASCONCELOS, Antonio
8	45	11,22	4,0107	35,6236	79,16	7458 SAMPAIO, Mauricio
9	41	11,20	3,6607	32,5150	72,26	3109 REBELO, Jose
10	43	11,81	3,6410	32,3397	71,87	4219 JORGE, Paulo
11	45	12,48	3,6058	32,0270	71,17	4222 PINHEIRO, Jose Alexandre
12	43	12,09	3,5567	31,5907	70,20	2339 MOTA, Jorge
13	37	10,60	3,4906	31,0037	68,90	2046 CRUZ, Fernando
14	43	12,85	3,3463	29,7223	66,05	1368 GONCALVES, Jose
15	45	13,67	3,2919	29,2389	64,98	4234 MAGALHAES, Manuel
16	43	13,07	3,2900	29,2220	64,94	2939 RAMOS, Sergio
17	33	10,22	3,2290	28,6801	63,73	795 CORREIA, Paulo
18	45	14,23	3,1623	28,0883	62,42	379 MOURA, Antonio
19	44	14,02	3,1384	27,8755	61,95	3922 FRANCO, Jose
20	45	14,42	3,1207	27,7182	61,60	2120 VERDE, Jose
21	39	12,57	3,1026	27,5580	61,24	2195 SILVA, Rui
22	45	14,52	3,0992	27,5273	61,17	1497 AZEVEDO, Paulo
23	41	13,37	3,0666	27,2377	60,53	2560 LIMA, Herlander A
24	41	13,44	3,0506	27,0958	60,21	4639 SILVA, Abel
25	43	14,23	3,0218	26,8399	59,64	378 PAIXAO, Alexandre
26	41	13,80	2,9710	26,3890	58,64	4833 MARTINS, Luis Colaco
27	45	15,25	2,9508	26,2096	58,24	8047 MOTA, Luis
28	43	14,84	2,8976	25,7367	57,19	11266 CUNHA, Daniel
29	43	14,88	2,8898	25,6675	57,04	738 SOUSA, Arminio
30	43	15,20	2,8289	25,1271	55,84	1885 MIRANDA, Jose
31	43	15,48	2,7778	24,6726	54,83	2138 RODRIGUES, Paulo
32	45	16,20	2,7778	24,6726	54,83	3695 SA, Joao
33	45	16,24	2,7709	24,6118	54,69	3279 PAIXAO, Mario
34	43	15,64	2,7494	24,4202	54,27	482 JORGE, Jose Luis
35	45	16,47	2,7322	24,2682	53,93	3617 AZEVEDO, Pedro
36	43	15,78	2,7250	24,2036	53,79	4778 NOVAIS, Joao
37	45	16,99	2,6486	23,5254	52,28	3246 RIBEIRO, Mario
38	43	16,33	2,6332	23,3884	51,97	1948 SANTOS, Jose Joaquim
39	43	16,59	2,5919	23,0218	51,16	2427 CASTRO, Carlos
40	41	15,93	2,5738	22,8605	50,80	1994 VELEZ, Carlos
41	42	16,59	2,5316	22,4864	49,97	2367 FERNANDES, Adalberto
42	45	18,14	2,4807	22,0340	48,96	2282 MACANEIRO, Jose
43	43	18,05	2,3823	21,1597	47,02	2048 FREITAS, Joao
44	45	20,40	2,2059	19,5930	43,54	2121 ESCALEIRA, Joaquim
45	45	20,61	2,1834	19,3933	43,10	3219 AZEVEDO, Joao
46	45	20,77	2,1666	19,2439	42,76	1915 MOREIRA, Virgilio

# STANDARD -- Overall Stage Results

## 2011 Campeonato Regional Norte

Printed Abril 18, 2011 at 23:16



### Stage 5 -- PISTA 5

	PTS	TIME	HIT FACTOR	STAGE POINTS	STAGE PERCENT	COMPETITOR # Name
47	29	13,49	2,1497	19,0943	42,43	8645 GONCALVES, Tiago
48	43	21,08	2,0398	18,1182	40,26	1075 SOBREIRO, Jose
49	39	19,87	1,9628	17,4335	38,74	11 FERRAZ, Adriano Antonio
50	45	24,87	1,8094	16,0714	35,71	199 PIRES, Jose
51	41	22,81	1,7975	15,9653	35,48	7511 GONCALVES, Rui
52	43	25,67	1,6751	14,8785	33,06	2488 MARTINS, Carlos
53	35	23,18	1,5099	13,4113	29,80	6696 SANTOS, Jose Morais
54	25	16,92	1,4775	13,1237	29,16	1549 LOURENCO, Raul
55	41	29,05	1,4114	12,5359	27,86	1539 CARVALHIDO, Jose
56	45	34,71	1,2965	11,5153	25,59	4865 PALHA, Antonio
57	37	32,46	1,1399	10,1244	22,50	1012 FERNANDES, Manuel
58	43	51,18	0,8402	7,4625	16,58	260 ARAUJO, Armando
59	13	22,73	0,5719	5,0800	11,29	4047 ABRANTES, Paulo
60	0	21,14	0,0000	0,0000	0,00	1513 GAYO, Eduardo
61	0	0,00	0,0000	0,0000	0,00	4306 GABRIEL, Paulo
62	0	0,00	0,0000	0,0000	0,00	4777 MARINHO, Antonio
63	0	0,00	0,0000	0,0000	0,00	2342 FERNANDES, Luis

# PRODUCTION -- Overall Stage Results

## 2011 Campeonato Regional Norte

Printed Abril 18, 2011 at 23:16



### Stage 5 -- PISTA 5

	PTS	TIME	HIT FACTOR	STAGE POINTS	STAGE PERCENT	COMPETITOR # Name
1	39	9,12	4,2763	45,0000	100,00	6361 SANTOS, Joao
2	43	10,60	4,0566	42,6880	94,86	10229 BORGES, Bruno
3	45	11,12	4,0468	42,5844	94,63	904 SOUSA, Alexandre
4	45	11,37	3,9578	41,6481	92,55	11507 ARAUJO, Alvaro
5	43	11,24	3,8256	40,2573	89,46	10595 BRUNO, Rui
6	43	11,26	3,8188	40,1858	89,30	2991 FERREIRA, Bryan
7	43	11,86	3,6256	38,1528	84,78	4617 ALEGRE, Paulo
8	45	12,64	3,5601	37,4635	83,25	7660 GOMES, Pedro
9	41	11,53	3,5559	37,4194	83,15	1727 OLIVEIRA, Rui
10	43	12,71	3,3832	35,6013	79,11	4424 CRUZ, Carlos Manuel
11	43	12,83	3,3515	35,2683	78,37	10231 MIRANDA, Miguel
12	45	15,23	2,9547	31,0925	69,09	11508 PIRES, Joao
13	45	16,05	2,8037	29,5040	65,56	6031 WHITFIELD, Justin
14	39	15,87	2,4575	25,8601	57,47	3478 TORRES, Americo
15	41	17,62	2,3269	24,4862	54,41	8612 GUIMARAES, Jose
16	35	15,70	2,2293	23,4591	52,13	750 LOURENCO, David
17	26	13,00	2,0000	21,0462	46,77	2262 COSTA, Jose Manuel
18	45	22,72	1,9806	20,8424	46,32	11604 AZEVEDO, Pedro
19	41	20,85	1,9664	20,6929	45,98	10133 PINTO, Teresa
20	43	21,98	1,9563	20,5865	45,75	11262 RIBEIRO, Lara
21	35	26,36	1,3278	13,9722	31,05	1239 MALHEIRO, Mauricio
22	0	0,00	0,0000	0,0000	0,00	2231 VELOSO, Joel

**MODIFIED -- Overall Stage Results****2011 Campeonato Regional Norte**

Printed Abril 18, 2011 at 23:16


**Stage 5 -- PISTA 5**

	<b>PTS</b>	<b>TIME</b>	<b>HIT FACTOR</b>	<b>STAGE POINTS</b>	<b>STAGE PERCENT</b>	<b>COMPETITOR # Name</b>
1	43	9,19	4,6790	45,0000	100,00	1431 GUERREIRO, Vitor
2	42	10,95	3,8356	36,8888	81,98	5619 SIMOES, Carlos
3	45	12,13	3,7098	35,6789	79,29	10314 RAMOS, Miguel
4	41	11,06	3,7071	35,6524	79,23	2336 FERNANDES, Henrique
5	43	11,60	3,7069	35,6509	79,22	2765 REIS, Francisco
6	42	12,31	3,4119	32,8134	72,92	1034 AZINHEIRA, Paulo
7	41	12,29	3,3360	32,0842	71,30	2192 RODRIGUES, Jose
8	43	13,13	3,2749	31,4966	69,99	3336 DIAS, Paulo
9	45	15,06	2,9880	28,7374	63,86	1218 FIALHO, Domingos
10	41	13,77	2,9775	28,6358	63,64	2344 CASTRO, Duarte
11	43	14,48	2,9696	28,5601	63,47	1451 GRANDAO, Antonio
12	39	14,16	2,7542	26,4887	58,86	10331 SILVA, Jose
13	39	15,89	2,4544	23,6048	52,46	6330 LEITAO, Orlando
14	43	18,20	2,3626	22,7225	50,49	3339 CAIADO, Luis
15	28	19,23	1,4561	14,0036	31,12	4626 FERRAO, Jose

# REVOLVER (STANDARD) -- Overall Stage Results

2011 Campeonato Regional Norte

Printed Abril 18, 2011 at 23:16



## Stage 5 -- PISTA 5

	PTS	TIME	HIT FACTOR	STAGE POINTS	STAGE PERCENT	COMPETITOR # Name
1	45	21,81	2,0633	45,0000	100,00	5896 DIAS, Jaime
2	37	18,58	1,9914	43,4322	96,52	2222 MOTA, Pedro

# OPEN -- Overall Stage Results

## 2011 Campeonato Regional Norte

Printed Abril 18, 2011 at 23:16



### Stage 6 -- PISTA 6

	<b>PTS</b>	<b>TIME</b>	<b>HIT FACTOR</b>	<b>STAGE POINTS</b>	<b>STAGE PERCENT</b>	<b>COMPETITOR # Name</b>
1	73	14,14	5,1627	75,0000	100,00	3472 GASPARD, Abel
2	72	16,23	4,4362	64,4469	85,93	2191 MARIA, Francisco
3	71	16,08	4,4154	64,1446	85,53	1089 PINTO, Joao
4	63	19,72	3,1947	46,4111	61,88	2289 MONTEIRO, Emerico
5	71	24,25	2,9278	42,5338	56,71	1519 COSTA, Jose
6	65	22,54	2,8838	41,8936	55,86	301 SANTOS, Jorge Colaco
7	53	22,97	2,3074	33,5199	44,69	2337 SANTOS, Jose Joaquim
8	73	39,42	1,8519	26,9026	35,87	1786 BESSA, Joao

**STANDARD -- Overall Stage Results****2011 Campeonato Regional Norte**

Printed Abril 18, 2011 at 23:16

**Stage 6 -- PISTA 6**

	<b>PTS</b>	<b>TIME</b>	<b>HIT FACTOR</b>	<b>STAGE POINTS</b>	<b>STAGE PERCENT</b>	<b>COMPETITOR # Name</b>
1	72	12,67	5,6827	75,0000	100,00	1660 SILVA, Manuel
2	74	14,29	5,1784	68,3447	91,13	1368 GONCALVES, Jose
3	71	14,09	5,0390	66,5048	88,67	5620 MONTEIRO, Joao
4	73	15,13	4,8249	63,6780	84,90	4219 JORGE, Paulo
5	65	14,56	4,4643	58,9193	78,56	3109 REBELO, Jose
6	68	16,08	4,2289	55,8121	74,42	7458 SAMPAIO, Mauricio
7	73	17,57	4,1548	54,8348	73,11	795 CORREIA, Paulo
8	57	14,33	3,9777	52,4970	70,00	4582 COSTA, Luis Miguel
9	71	17,95	3,9554	52,2035	69,60	3617 AZEVEDO, Pedro
10	71	18,08	3,9270	51,8281	69,10	2199 RAMALHO, Vitor
11	71	18,78	3,7806	49,8963	66,53	2427 CASTRO, Carlos
12	65	17,25	3,7681	49,7313	66,31	2939 RAMOS, Sergio
13	70	18,71	3,7413	49,3776	65,84	1592 VASCONCELOS, Antonio
14	71	18,98	3,7408	49,3705	65,83	2339 MOTA, Jorge
15	73	19,67	3,7112	48,9806	65,31	2195 SILVA, Rui
16	68	18,59	3,6579	48,2764	64,37	4138 MACEDO, Jose
17	67	18,98	3,5300	46,5891	62,12	738 SOUSA, Arminio
18	70	19,87	3,5229	46,4949	61,99	2282 MACANEIRO, Jose
19	71	20,17	3,5201	46,4577	61,94	4234 MAGALHAES, Manuel
20	69	19,65	3,5115	46,3438	61,79	2138 RODRIGUES, Paulo
21	66	19,68	3,3537	44,2613	59,02	4222 PINHEIRO, Jose Alexandre
22	71	21,50	3,3023	43,5838	58,11	482 JORGE, Jose Luis
23	73	22,26	3,2794	43,2816	57,71	1885 MIRANDA, Jose
24	73	22,43	3,2546	42,9535	57,27	3219 AZEVEDO, Joao
25	67	21,50	3,1163	41,1284	54,84	1994 VELEZ, Carlos
26	69	22,20	3,1081	41,0205	54,69	1497 AZEVEDO, Paulo
27	74	23,84	3,1040	40,9667	54,62	2120 VERDE, Jose
28	50	16,60	3,0120	39,7528	53,00	11266 CUNHA, Daniel
29	75	26,20	2,8626	37,7803	50,37	2560 LIMA, Herlander A
30	75	26,34	2,8474	37,5795	50,11	3246 RIBEIRO, Mario
31	46	16,35	2,8135	37,1318	49,51	2046 CRUZ, Fernando
32	71	25,29	2,8074	37,0523	49,40	2367 FERNANDES, Adalberto
33	75	26,72	2,8069	37,0451	49,39	8047 MOTA, Luis
34	65	23,41	2,7766	36,6452	48,86	1549 LOURENCO, Raul
35	71	25,67	2,7659	36,5038	48,67	4778 NOVAIS, Joao
36	67	25,28	2,6503	34,9787	46,64	6696 SANTOS, Jose Morais
37	65	25,47	2,5520	33,6814	44,91	1915 MOREIRA, Virgilio
38	69	27,19	2,5377	33,4923	44,66	1948 SANTOS, Jose Joaquim
39	55	21,75	2,5287	33,3740	44,50	3279 PAIXAO, Mario
40	73	29,72	2,4563	32,4175	43,22	378 PAIXAO, Alexandre
41	50	20,53	2,4355	32,1430	42,86	8645 GONCALVES, Tiago
42	63	25,87	2,4353	32,1403	42,85	379 MOURA, Antonio
43	74	30,51	2,4254	32,0107	42,68	4865 PALHA, Antonio
44	69	28,81	2,3950	31,6090	42,15	1012 FERNANDES, Manuel
45	73	31,56	2,3131	30,5275	40,70	4047 ABRANTES, Paulo
46	63	28,22	2,2325	29,4638	39,29	4833 MARTINS, Luis Colaco



# STANDARD -- Overall Stage Results

## 2011 Campeonato Regional Norte

Printed Abril 18, 2011 at 23:16



### Stage 6 -- PISTA 6

	<b>PTS</b>	<b>TIME</b>	<b>HIT FACTOR</b>	<b>STAGE POINTS</b>	<b>STAGE PERCENT</b>	<b>COMPETITOR # Name</b>
47	63	29,71	2,1205	27,9862	37,31	3922 FRANCO, Jose
48	48	22,94	2,0924	27,6155	36,82	2048 FREITAS, Joao
49	71	34,24	2,0736	27,3672	36,49	11 FERRAZ, Adriano Antonio
50	50	24,61	2,0317	26,8141	35,75	1513 GAYO, Eduardo
51	67	33,15	2,0211	26,6745	35,57	260 ARAUJO, Armando
52	73	36,35	2,0083	26,5048	35,34	1075 SOBREIRO, Jose
53	60	30,00	2,0000	26,3958	35,19	2121 ESCALEIRA, Joaquim
54	43	22,24	1,9335	25,5176	34,02	4639 SILVA, Abel
55	46	27,11	1,6968	22,3941	29,86	1539 CARVALHIDO, Jose
56	57	34,20	1,6667	21,9965	29,33	2488 MARTINS, Carlos
57	35	21,28	1,6447	21,7071	28,94	2264 SILVA, Abilio
58	73	45,32	1,6108	21,2588	28,35	199 PIRES, Jose
59	45	31,71	1,4191	18,7293	24,97	3695 SA, Joao
60	6	36,26	0,1655	2,1839	2,91	7511 GONCALVES, Rui
61	0	0,00	0,0000	0,0000	0,00	2342 FERNANDES, Luis
62	0	0,00	0,0000	0,0000	0,00	4306 GABRIEL, Paulo
63	0	0,00	0,0000	0,0000	0,00	4777 MARINHO, Antonio

# PRODUCTION -- Overall Stage Results

## 2011 Campeonato Regional Norte

Printed Abril 18, 2011 at 23:16



### Stage 6 -- PISTA 6

	PTS	TIME	HIT FACTOR	STAGE POINTS	STAGE PERCENT	COMPETITOR # Name
1	57	13,03	4,3745	75,0000	100,00	10229 BORGES, Bruno
2	63	15,21	4,1420	71,0137	94,68	6361 SANTOS, Joao
3	71	17,71	4,0090	68,7338	91,65	4617 ALEGRE, Paulo
4	67	18,20	3,6813	63,1152	84,15	8612 GUIMARAES, Jose
5	67	18,36	3,6492	62,5652	83,42	11508 PIRES, Joao
6	67	19,91	3,3651	57,6945	76,93	11507 ARAUJO, Alvaro
7	75	23,20	3,2328	55,4248	73,90	6031 WHITFIELD, Justin
8	46	15,76	2,9188	50,0417	66,72	904 SOUSA, Alexandre
9	69	23,87	2,8907	49,5596	66,08	4424 CRUZ, Carlos Manuel
10	49	17,15	2,8571	48,9850	65,31	2231 VELOSO, Joel
11	51	18,41	2,7702	47,4949	63,33	10595 BRUNO, Rui
12	63	22,84	2,7583	47,2906	63,05	10231 MIRANDA, Miguel
13	69	25,33	2,7240	46,7030	62,27	10133 PINTO, Teresa
14	63	23,27	2,7073	46,4168	61,89	7660 GOMES, Pedro
15	75	28,14	2,6652	45,6949	60,93	11604 AZEVEDO, Pedro
16	67	25,92	2,5849	44,3170	59,09	1239 MALHEIRO, Mauricio
17	69	26,87	2,5679	44,0263	58,70	3478 TORRES, Americo
18	50	20,96	2,3855	40,8987	54,53	750 LOURENCO, David
19	48	21,33	2,2504	38,5817	51,44	2991 FERREIRA, Bryan
20	42	20,89	2,0105	34,4700	45,96	1727 OLIVEIRA, Rui
21	53	27,11	1,9550	33,5179	44,69	11262 RIBEIRO, Lara
22	29	15,86	1,8285	31,3491	41,80	2262 COSTA, Jose Manuel

**MODIFIED -- Overall Stage Results****2011 Campeonato Regional Norte**

Printed Abril 18, 2011 at 23:16

**Stage 6 -- PISTA 6**

	<b>PTS</b>	<b>TIME</b>	<b>HIT FACTOR</b>	<b>STAGE POINTS</b>	<b>STAGE PERCENT</b>	<b>COMPETITOR # Name</b>
1	75	13,92	5,3879	75,0000	100,00	1431 GUERREIRO, Vitor
2	70	14,92	4,6917	65,3083	87,08	2336 FERNANDES, Henrique
3	71	15,16	4,6834	65,1926	86,92	2765 REIS, Francisco
4	63	15,76	3,9975	55,6447	74,19	2192 RODRIGUES, Jose
5	69	18,52	3,7257	51,8618	69,15	1034 AZINHEIRA, Paulo
6	75	20,16	3,7202	51,7857	69,05	2344 CASTRO, Duarte
7	67	18,60	3,6022	50,1419	66,86	10314 RAMOS, Miguel
8	67	19,04	3,5189	48,9832	65,31	1451 GRANDAO, Antonio
9	73	25,31	2,8842	40,1486	53,53	3339 CAIADO, Luis
10	54	21,53	2,5081	34,9131	46,55	1218 FIALHO, Domingos
11	73	30,45	2,3974	33,3714	44,50	4626 FERRAO, Jose
12	56	23,90	2,3431	32,6159	43,49	3336 DIAS, Paulo
13	39	16,71	2,3339	32,4883	43,32	10331 SILVA, Jose
14	43	18,82	2,2848	31,8045	42,41	5619 SIMOES, Carlos
15	33	17,71	1,8634	25,9379	34,58	6330 LEITAO, Orlando

# REVOLVER (STANDARD) -- Overall Stage Results

2011 Campeonato Regional Norte

Printed Abril 18, 2011 at 23:16



## Stage 6 -- PISTA 6

	PTS	TIME	HIT FACTOR	STAGE POINTS	STAGE PERCENT	COMPETITOR # Name
1	72	25,17	2,8605	75,0000	100,00	5896 DIAS, Jaime
2	63	26,28	2,3973	62,8532	83,80	2222 MOTA, Pedro

# OPEN -- Overall Stage Results

## 2011 Campeonato Regional Norte

Printed Abril 18, 2011 at 23:16



### Stage 7 -- PISTA 7

	<b>PTS</b>	<b>TIME</b>	<b>HIT FACTOR</b>	<b>STAGE POINTS</b>	<b>STAGE PERCENT</b>	<b>COMPETITOR # Name</b>
1	44	5,55	7,9279	45,0000	100,00	1089 PINTO, Joao
2	42	6,92	6,0694	34,4505	76,56	2289 MONTEIRO, Emerico
3	43	7,12	6,0393	34,2800	76,18	3472 GASPAR, Abel
4	32	11,32	2,8269	16,0456	35,66	301 SANTOS, Jorge Colaco
5	23	14,22	1,6174	9,1808	20,40	1786 BESSA, Joao
6	10	8,31	1,2034	6,8305	15,18	2191 MARIA, Francisco
7	12	13,65	0,8791	4,9900	11,09	2337 SANTOS, Jose Joaquim
8	0	12,67	0,0000	0,0000	0,00	1519 COSTA, Jose

**STANDARD -- Overall Stage Results****2011 Campeonato Regional Norte**

Printed Abril 18, 2011 at 23:16

**Stage 7 -- PISTA 7**

	<b>PTS</b>	<b>TIME</b>	<b>HIT FACTOR</b>	<b>STAGE POINTS</b>	<b>STAGE PERCENT</b>	<b>COMPETITOR # Name</b>
1	42	8,41	4,9941	45,0000	100,00	4582 COSTA, Luis Miguel
2	44	9,84	4,4715	40,2918	89,54	1660 SILVA, Manuel
3	42	9,40	4,4681	40,2606	89,47	2199 RAMALHO, Vitor
4	37	8,79	4,2093	37,9291	84,29	4219 JORGE, Paulo
5	39	9,27	4,2071	37,9092	84,24	2282 MACANEIRO, Jose
6	37	9,22	4,0130	36,1601	80,36	2046 CRUZ, Fernando
7	43	12,22	3,5188	31,7071	70,46	2120 VERDE, Jose
8	32	9,60	3,3333	30,0357	66,75	4222 PINHEIRO, Jose Alexandre
9	39	12,38	3,1502	28,3859	63,08	5620 MONTEIRO, Joao
10	27	9,02	2,9933	26,9722	59,94	1368 GONCALVES, Jose
11	35	12,15	2,8807	25,9568	57,68	8047 MOTA, Luis
12	37	12,95	2,8571	25,7449	57,21	2939 RAMOS, Sergio
13	38	13,70	2,7737	24,9932	55,54	4865 PALHA, Antonio
14	40	14,60	2,7397	24,6869	54,86	3279 PAIXAO, Mario
15	41	15,35	2,6710	24,0677	53,48	3246 RIBEIRO, Mario
16	33	12,36	2,6699	24,0577	53,46	2339 MOTA, Jorge
17	24	9,12	2,6316	23,7124	52,69	2264 SILVA, Abilio
18	37	14,28	2,5910	23,3471	51,88	1075 SOBREIRO, Jose
19	27	10,60	2,5472	22,9518	51,00	4234 MAGALHAES, Manuel
20	24	9,75	2,4615	22,1802	49,29	3109 REBELO, Jose
21	37	15,41	2,4010	21,6351	48,08	1012 FERNANDES, Manuel
22	25	10,76	2,3234	20,9357	46,52	4639 SILVA, Abel
23	39	17,75	2,1972	19,7982	44,00	1497 AZEVEDO, Paulo
24	31	14,52	2,1350	19,2377	42,75	2195 SILVA, Rui
25	37	17,48	2,1167	19,0730	42,38	2121 ESCALEIRA, Joaquim
26	35	18,03	1,9412	17,4917	38,87	4833 MARTINS, Luis Colaco
27	18	9,36	1,9231	17,3283	38,51	378 PAIXAO, Alexandre
28	29	15,22	1,9054	17,1689	38,15	1994 VELEZ, Carlos
29	35	18,38	1,9042	17,1586	38,13	2560 LIMA, Herlander A
30	35	19,96	1,7535	15,8004	35,11	4047 ABRANTES, Paulo
31	25	14,82	1,6869	15,2003	33,78	11 FERRAZ, Adriano Antonio
32	28	16,63	1,6837	15,1714	33,71	1539 CARVALHIDO, Jose
33	12	7,44	1,6129	14,5334	32,30	795 CORREIA, Paulo
34	20	13,15	1,5209	13,7045	30,45	738 SOUSA, Arminio
35	27	18,06	1,4950	13,4712	29,94	1549 LOURENCO, Raul
36	22	15,08	1,4589	13,1456	29,21	3695 SA, Joao
37	33	23,07	1,4304	12,8892	28,64	260 ARAUJO, Armando
38	20	14,56	1,3736	12,3774	27,51	3219 AZEVEDO, Joao
39	22	17,18	1,2806	11,5387	25,64	2367 FERNANDES, Adalberto
40	39	31,38	1,2428	11,1988	24,89	2488 MARTINS, Carlos
41	15	12,18	1,2315	11,0969	24,66	7458 SAMPAIO, Mauricio
42	17	13,82	1,2301	11,0841	24,63	1885 MIRANDA, Jose
43	18	15,13	1,1897	10,7200	23,82	4138 MACEDO, Jose
44	18	15,55	1,1576	10,4304	23,18	7511 GONCALVES, Rui
45	26	22,96	1,1324	10,2038	22,68	199 PIRES, Jose
46	13	13,43	0,9680	8,7222	19,38	1592 VASCONCELOS, Antonio

# STANDARD -- Overall Stage Results

## 2011 Campeonato Regional Norte

Printed Abril 18, 2011 at 23:16



### Stage 7 -- PISTA 7

	<b>PTS</b>	<b>TIME</b>	<b>HIT FACTOR</b>	<b>STAGE POINTS</b>	<b>STAGE PERCENT</b>	<b>COMPETITOR # Name</b>
47	9	9,56	0,9414	8,4829	18,85	11266 CUNHA, Daniel
48	8	15,02	0,5326	4,7993	10,67	1513 GAYO, Eduardo
49	13	28,94	0,4492	4,0477	8,99	1915 MOREIRA, Virgilio
50	7	16,79	0,4169	3,7567	8,35	6696 SANTOS, Jose Morais
51	5	12,37	0,4042	3,6422	8,09	1948 SANTOS, Jose Joaquim
52	5	14,36	0,3482	3,1374	6,97	2138 RODRIGUES, Paulo
53	4	19,28	0,2075	1,8694	4,15	3922 FRANCO, Jose
54	0	0,00	0,0000	0,0000	0,00	4777 MARINHO, Antonio
55	0	18,85	0,0000	0,0000	0,00	4778 NOVAIS, Joao
56	0	8,96	0,0000	0,0000	0,00	8645 GONCALVES, Tiago
57	0	0,00	0,0000	0,0000	0,00	4306 GABRIEL, Paulo
58	0	21,28	0,0000	0,0000	0,00	3617 AZEVEDO, Pedro
59	0	13,91	0,0000	0,0000	0,00	482 JORGE, Jose Luis
60	0	13,46	0,0000	0,0000	0,00	379 MOURA, Antonio
61	0	0,00	0,0000	0,0000	0,00	2342 FERNANDES, Luis
62	0	20,04	0,0000	0,0000	0,00	2427 CASTRO, Carlos
63	0	15,55	0,0000	0,0000	0,00	2048 FREITAS, Joao

# PRODUCTION -- Overall Stage Results

## 2011 Campeonato Regional Norte

Printed Abril 18, 2011 at 23:16



### Stage 7 -- PISTA 7

	PTS	TIME	HIT FACTOR	STAGE POINTS	STAGE PERCENT	COMPETITOR # Name
1	39	9,08	4,2952	45,0000	100,00	6361 SANTOS, Joao
2	35	8,53	4,1032	42,9885	95,53	10229 BORGES, Bruno
3	37	10,08	3,6706	38,4570	85,46	10595 BRUNO, Rui
4	31	8,63	3,5921	37,6344	83,63	2991 FERREIRA, Bryan
5	43	11,98	3,5893	37,6050	83,57	11508 PIRES, Joao
6	33	9,44	3,4958	36,6248	81,39	11507 ARAUJO, Alvaro
7	41	12,91	3,1758	33,2730	73,94	7660 GOMES, Pedro
8	35	11,96	2,9264	30,6599	68,13	8612 GUIMARAES, Jose
9	29	10,29	2,8183	29,5268	65,62	10231 MIRANDA, Miguel
10	24	10,11	2,3739	24,8710	55,27	4617 ALEGRE, Paulo
11	35	18,02	1,9423	20,3492	45,22	11604 AZEVEDO, Pedro
12	25	16,02	1,5605	16,3498	36,33	1727 OLIVEIRA, Rui
13	20	13,59	1,4717	15,4186	34,26	2231 VELOSO, Joel
14	28	19,03	1,4714	15,4153	34,26	10133 PINTO, Teresa
15	20	15,71	1,2731	13,3379	29,64	6031 WHITFIELD, Justin
16	19	15,93	1,1927	12,4960	27,77	1239 MALHEIRO, Mauricio
17	27	28,07	0,9619	10,0776	22,39	11262 RIBEIRO, Lara
18	11	13,61	0,8082	8,4678	18,82	4424 CRUZ, Carlos Manuel
19	6	9,29	0,6459	6,7666	15,04	904 SOUSA, Alexandre
20	0	15,42	0,0000	0,0000	0,00	750 LOURENCO, David
21	0	6,72	0,0000	0,0000	0,00	2262 COSTA, Jose Manuel
22	0	13,18	0,0000	0,0000	0,00	3478 TORRES, Americo



**MODIFIED -- Overall Stage Results****2011 Campeonato Regional Norte**

Printed Abril 18, 2011 at 23:16

**Stage 7 -- PISTA 7**

	<b>PTS</b>	<b>TIME</b>	<b>HIT FACTOR</b>	<b>STAGE POINTS</b>	<b>STAGE PERCENT</b>	<b>COMPETITOR # Name</b>
1	43	12,00	3,5833	45,0000	100,00	1431 GUERREIRO, Vitor
2	37	10,43	3,5475	44,5495	99,00	5619 SIMOES, Carlos
3	31	8,91	3,4792	43,6927	97,09	10314 RAMOS, Miguel
4	35	10,30	3,3981	42,6733	94,83	3336 DIAS, Paulo
5	41	12,27	3,3415	41,9628	93,25	2765 REIS, Francisco
6	42	14,17	2,9640	37,2224	82,72	1034 AZINHEIRA, Paulo
7	29	10,29	2,8183	35,3922	78,65	1218 FIALHO, Domingos
8	37	14,14	2,6167	32,8608	73,02	4626 FERRAO, Jose
9	29	11,86	2,4452	30,7071	68,24	2192 RODRIGUES, Jose
10	33	13,62	2,4229	30,4272	67,62	2344 CASTRO, Duarte
11	25	13,29	1,8811	23,6233	52,50	3339 CAIADO, Luis
12	17	9,05	1,8785	23,5899	52,42	2336 FERNANDES, Henrique
13	0	12,22	0,0000	0,0000	0,00	10331 SILVA, Jose
14	0	11,33	0,0000	0,0000	0,00	6330 LEITAO, Orlando
15	0	18,10	0,0000	0,0000	0,00	1451 GRANDAO, Antonio

# REVOLVER (STANDARD) -- Overall Stage Results

2011 Campeonato Regional Norte

Printed Abril 18, 2011 at 23:16



## Stage 7 -- PISTA 7

	<b>PTS</b>	<b>TIME</b>	<b>HIT FACTOR</b>	<b>STAGE POINTS</b>	<b>STAGE PERCENT</b>	<b>COMPETITOR # Name</b>
1	43	21,16	2,0321	45,0000	100,00	5896 DIAS, Jaime
2	20	14,71	1,3596	30,1077	66,91	2222 MOTA, Pedro

# OPEN -- Overall Stage Results

## 2011 Campeonato Regional Norte

Printed Abril 18, 2011 at 23:16



### Stage 8 -- PISTA 8

	<b>PTS</b>	<b>TIME</b>	<b>HIT FACTOR</b>	<b>STAGE POINTS</b>	<b>STAGE PERCENT</b>	<b>COMPETITOR # Name</b>
1	146	25,36	5,7571	160,0000	100,00	3472 GASPARD, Abel
2	152	31,46	4,8315	134,2769	83,92	1089 PINTO, Joao
3	150	40,18	3,7332	103,7523	64,85	1519 COSTA, Jose
4	153	45,37	3,3723	93,7215	58,58	301 SANTOS, Jorge Colaco
5	99	31,38	3,1549	87,6796	54,80	2191 MARIA, Francisco
6	109	36,87	2,9563	82,1618	51,35	2337 SANTOS, Jose Joaquim
7	145	50,15	2,8913	80,3551	50,22	1786 BESSA, Joao
8	109	69,99	1,5574	43,2820	27,05	2289 MONTEIRO, Emerico

**STANDARD -- Overall Stage Results****2011 Campeonato Regional Norte**


Printed Abril 18, 2011 at 23:16

**Stage 8 -- PISTA 8**

	<b>PTS</b>	<b>TIME</b>	<b>HIT FACTOR</b>	<b>STAGE POINTS</b>	<b>STAGE PERCENT</b>	<b>COMPETITOR # Name</b>
1	153	26,68	5,7346	160,0000	100,00	1660 SILVA, Manuel
2	139	26,54	5,2374	146,1263	91,33	4582 COSTA, Luis Miguel
3	150	29,67	5,0556	141,0549	88,16	795 CORREIA, Paulo
4	136	27,07	5,0240	140,1732	87,61	2046 CRUZ, Fernando
5	142	29,30	4,8464	135,2182	84,51	1368 GONCALVES, Jose
6	149	33,03	4,5111	125,8613	78,66	5620 MONTEIRO, Joao
7	131	29,73	4,4063	122,9393	76,84	2282 MACANEIRO, Jose
8	150	34,35	4,3668	121,8369	76,15	2939 RAMOS, Sergio
9	147	36,23	4,0574	113,2044	70,75	7458 SAMPAIO, Mauricio
10	142	35,58	3,9910	111,3517	69,59	2264 SILVA, Abilio
11	143	38,05	3,7582	104,8566	65,54	1592 VASCONCELOS, Antonio
12	149	40,45	3,6836	102,7737	64,23	2199 RAMALHO, Vitor
13	133	38,59	3,4465	96,1593	60,10	4222 PINHEIRO, Jose Alexandre
14	121	35,30	3,4278	95,6368	59,77	260 ARAUJO, Armando
15	134	39,35	3,4053	95,0111	59,38	738 SOUSA, Arminio
16	148	43,82	3,3775	94,2332	58,90	2120 VERDE, Jose
17	128	38,07	3,3622	93,8083	58,63	4138 MACEDO, Jose
18	144	43,85	3,2839	91,6236	57,26	1994 VELEZ, Carlos
19	142	46,07	3,0823	85,9972	53,75	482 JORGE, Jose Luis
20	153	49,86	3,0686	85,6157	53,51	3279 PAIXAO, Mario
21	115	39,29	2,9270	81,6639	51,04	2339 MOTA, Jorge
22	144	50,35	2,8600	79,7953	49,87	1497 AZEVEDO, Paulo
23	114	40,00	2,8500	79,5169	49,70	4639 SILVA, Abel
24	138	49,81	2,7705	77,2995	48,31	1549 LOURENCO, Raul
25	152	55,30	2,7486	76,6890	47,93	8047 MOTA, Luis
26	114	42,27	2,6969	75,2466	47,03	1885 MIRANDA, Jose
27	132	50,65	2,6061	72,7125	45,45	378 PAIXAO, Alexandre
28	73	28,11	2,5969	72,4563	45,29	3109 REBELO, Jose
29	112	43,90	2,5513	71,1816	44,49	2195 SILVA, Rui
30	151	59,84	2,5234	70,4044	44,00	4865 PALHA, Antonio
31	128	51,61	2,4801	69,1975	43,25	3695 SA, Joao
32	123	49,65	2,4773	69,1194	43,20	2138 RODRIGUES, Paulo
33	76	30,72	2,4740	69,0251	43,14	11266 CUNHA, Daniel
34	66	27,54	2,3965	66,8643	41,79	4219 JORGE, Paulo
35	127	54,40	2,3346	65,1357	40,71	2427 CASTRO, Carlos
36	132	58,27	2,2653	63,2038	39,50	4778 NOVAIS, Joao
37	144	64,55	2,2308	62,2416	38,90	4047 ABRANTES, Paulo
38	117	52,76	2,2176	61,8722	38,67	3922 FRANCO, Jose
39	142	64,35	2,2067	61,5679	38,48	2560 LIMA, Herlander A
40	126	59,78	2,1077	58,8070	36,75	1915 MOREIRA, Virgilio
41	151	72,06	2,0955	58,4652	36,54	2488 MARTINS, Carlos
42	109	52,74	2,0667	57,6635	36,04	3617 AZEVEDO, Pedro
43	148	74,26	1,9930	55,6059	34,75	1012 FERNANDES, Manuel
44	136	71,30	1,9074	53,2186	33,26	2121 ESCALEIRA, Joaquim
45	146	78,08	1,8699	52,1708	32,61	3246 RIBEIRO, Mario
46	95	50,85	1,8682	52,1251	32,58	1513 GAYO, Eduardo

**STANDARD -- Overall Stage Results****2011 Campeonato Regional Norte**

Printed Abril 18, 2011 at 23:16

**Stage 8 -- PISTA 8**

	<b>PTS</b>	<b>TIME</b>	<b>HIT FACTOR</b>	<b>STAGE POINTS</b>	<b>STAGE PERCENT</b>	<b>COMPETITOR # Name</b>
47	108	59,09	1,8277	50,9946	31,87	379 MOURA, Antonio
48	127	70,35	1,8053	50,3679	31,48	1075 SOBREIRO, Jose
49	94	52,79	1,7806	49,6810	31,05	2367 FERNANDES, Adalberto
50	88	49,83	1,7660	49,2727	30,80	1539 CARVALHIDO, Jose
51	136	81,49	1,6689	46,5639	29,10	199 PIRES, Jose
52	102	61,78	1,6510	46,0645	28,79	3219 AZEVEDO, Joao
53	74	45,18	1,6379	45,6983	28,56	2048 FREITAS, Joao
54	60	39,04	1,5369	42,8801	26,80	4234 MAGALHAES, Manuel
55	64	42,43	1,5084	42,0844	26,30	4833 MARTINS, Luis Colaco
56	65	48,14	1,3502	37,6723	23,55	1948 SANTOS, Jose Joaquim
57	38	72,36	0,5252	14,6521	9,16	6696 SANTOS, Jose Morais
58	0	0,00	0,0000	0,0000	0,00	4777 MARINHO, Antonio
59	0	0,00	0,0000	0,0000	0,00	2342 FERNANDES, Luis
60	0	48,76	0,0000	0,0000	0,00	8645 GONCALVES, Tiago
61	0	48,50	0,0000	0,0000	0,00	7511 GONCALVES, Rui
62	0	0,00	0,0000	0,0000	0,00	4306 GABRIEL, Paulo
63	0	0,00	0,0000	0,0000	0,00	11 FERRAZ, Adriano Antonio

# PRODUCTION -- Overall Stage Results

## 2011 Campeonato Regional Norte

Printed Abril 18, 2011 at 23:16



### Stage 8 -- PISTA 8

	PTS	TIME	HIT FACTOR	STAGE POINTS	STAGE PERCENT	COMPETITOR # Name
1	150	30,49	4,9196	160,0000	100,00	6361 SANTOS, Joao
2	126	27,70	4,5487	147,9370	92,46	10229 BORGES, Bruno
3	140	34,65	4,0404	131,4047	82,13	904 SOUSA, Alexandre
4	140	35,74	3,9172	127,3971	79,62	4617 ALEGRE, Paulo
5	146	37,43	3,9006	126,8584	79,29	11507 ARAUJO, Alvaro
6	150	40,21	3,7304	121,3231	75,83	6031 WHITFIELD, Justin
7	127	34,41	3,6908	120,0343	75,02	10231 MIRANDA, Miguel
8	138	38,83	3,5540	115,5840	72,24	8612 GUIMARAES, Jose
9	146	41,45	3,5223	114,5551	71,60	10595 BRUNO, Rui
10	140	43,68	3,2051	104,2393	65,15	7660 GOMES, Pedro
11	156	51,66	3,0197	98,2101	61,38	4424 CRUZ, Carlos Manuel
12	111	37,56	2,9553	96,1133	60,07	2231 VELOSO, Joel
13	134	46,90	2,8571	92,9219	58,08	1239 MALHEIRO, Mauricio
14	122	47,57	2,5646	83,4090	52,13	3478 TORRES, Americo
15	136	54,04	2,5167	81,8483	51,16	11604 AZEVEDO, Pedro
16	129	59,01	2,1861	71,0968	44,44	10133 PINTO, Teresa
17	94	43,41	2,1654	70,4246	44,02	2991 FERREIRA, Bryan
18	104	48,96	2,1242	69,0841	43,18	750 LOURENCO, David
19	154	86,37	1,7830	57,9888	36,24	11262 RIBEIRO, Lara
20	58	41,43	1,4000	45,5302	28,46	2262 COSTA, Jose Manuel
21	40	47,85	0,8359	27,1872	16,99	11508 PIRES, Joao
22	0	0,00	0,0000	0,0000	0,00	1727 OLIVEIRA, Rui

**MODIFIED -- Overall Stage Results****2011 Campeonato Regional Norte**

Printed Abril 18, 2011 at 23:16

**Stage 8 -- PISTA 8**

	<b>PTS</b>	<b>TIME</b>	<b>HIT FACTOR</b>	<b>STAGE POINTS</b>	<b>STAGE PERCENT</b>	<b>COMPETITOR # Name</b>
1	146	32,18	4,5370	160,0000	100,00	2765 REIS, Francisco
2	147	32,68	4,4982	158,6311	99,14	2336 FERNANDES, Henrique
3	145	33,48	4,3309	152,7340	95,46	1034 AZINHEIRA, Paulo
4	142	34,50	4,1159	145,1518	90,72	5619 SIMOES, Carlos
5	115	29,22	3,9357	138,7940	86,75	10331 SILVA, Jose
6	117	30,34	3,8563	135,9952	85,00	1431 GUERREIRO, Vitor
7	140	36,78	3,8064	134,2361	83,90	2192 RODRIGUES, Jose
8	126	34,10	3,6950	130,3075	81,44	10314 RAMOS, Miguel
9	142	39,75	3,5723	125,9808	78,74	1218 FIALHO, Domingos
10	125	36,39	3,4350	121,1382	75,71	2344 CASTRO, Duarte
11	142	44,59	3,1846	112,3063	70,19	3336 DIAS, Paulo
12	113	40,03	2,8229	99,5511	62,22	6330 LEITAO, Orlando
13	148	53,13	2,7856	98,2370	61,40	4626 FERRAO, Jose
14	133	51,01	2,6073	91,9495	57,47	3339 CAIADO, Luis
15	108	43,65	2,4742	87,2555	54,53	1451 GRANDAO, Antonio

# REVOLVER (STANDARD) -- Overall Stage Results

2011 Campeonato Regional Norte

Printed Abril 18, 2011 at 23:16



## Stage 8 -- PISTA 8

	PTS	TIME	HIT FACTOR	STAGE POINTS	STAGE PERCENT	COMPETITOR # Name
1	151	60,82	2,4827	160,0000	100,00	5896 DIAS, Jaime
2	128	79,93	1,6014	103,2024	64,50	2222 MOTA, Pedro



# 2011 Campeonato Regional Norte

Printed April 18, 2011 at 23:16



## Disqualified Shooters

<u>No.</u>	<u>Name</u>
------------	-------------

1551	SOUSA, Jose Silva
------	-------------------

1930	SILVA, Nelson
------	---------------

4100	MARQUES, Jose
------	---------------